

# EDINBURGH TRAM NETWORK

**Monthly Project Report**  
**October 2008**





## Monthly Report Major Projects

**Project: Edinburgh Tram Network**  
**Reporting Period: October 2008**

### TABLE OF CONTENTS

**1. Executive Summary**

- 1.01 Project Overview Charts
- 1.02 Short Note on Overview Charts
- 1.03 General Information
- 1.04 Performance Sheet
- 1.05 Weighted Result with Chances and Risks

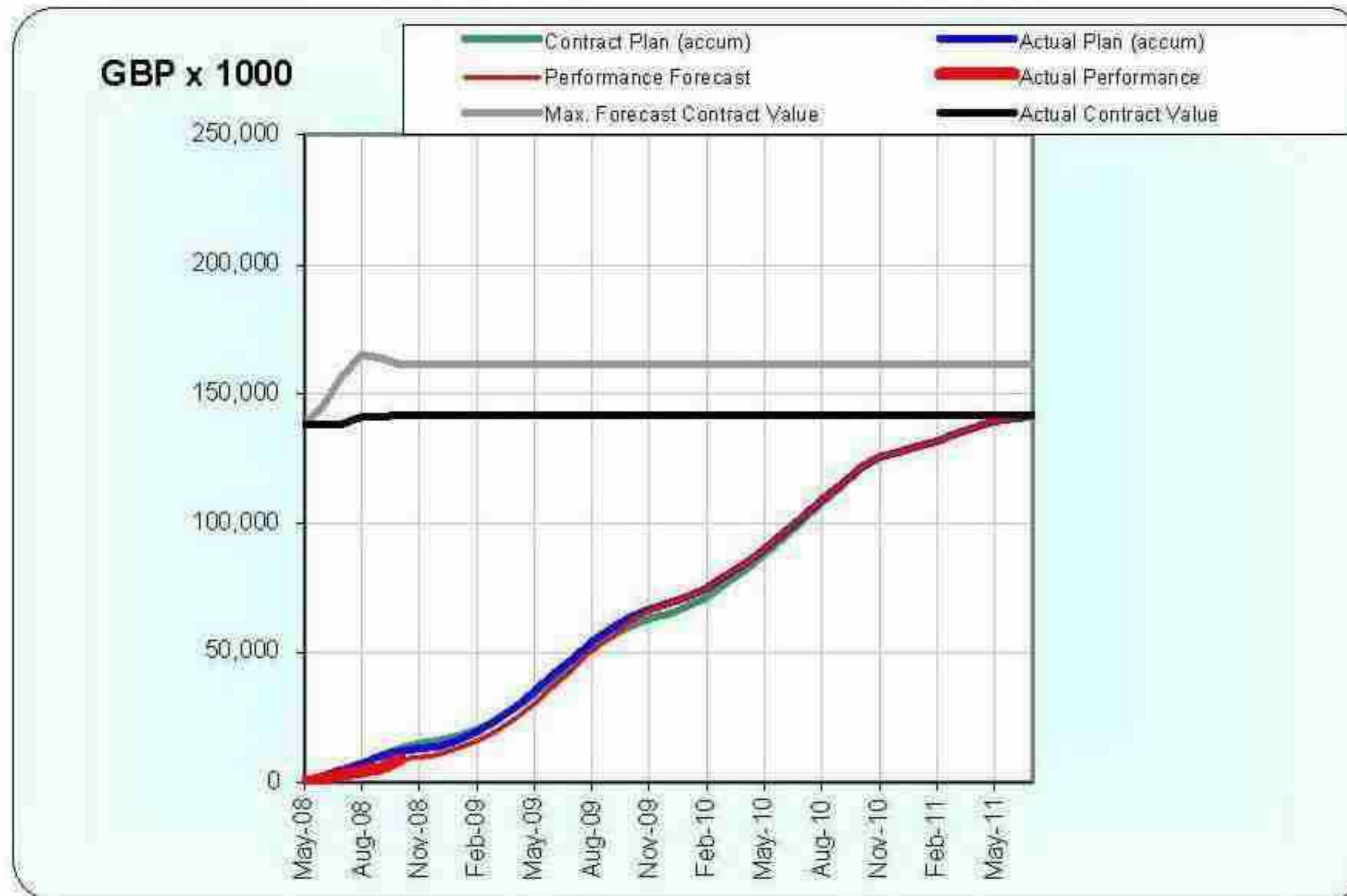
VST, GF, BL, PM, CCS  
 BL, PM, CCS

**2. Performance Report**

- 2.01 Cost Reconciliation Sheet
- 2.02 Construction Programme
- 2.03 Comparison of Relevant Basic Data - Figures shown in Table n/a yet
- 2.04 Comparison of Relevant Basic Data - Figures shown in Diagrams n/a yet
- 2.05 Organisation Chart
- 2.06a Staff List
- 2.06b Staff Chart
- 2.07 Plant & Equipment List n/a yet
- 2.08 Claims / Variations / Changes
- 2.09 Payment Status
- 2.10 Sub Contracts n/a yet
- 2.11 Monthly Report on Quality Management
- 2.12 Safety Information System - SIS
- 2.13 Project Photographs



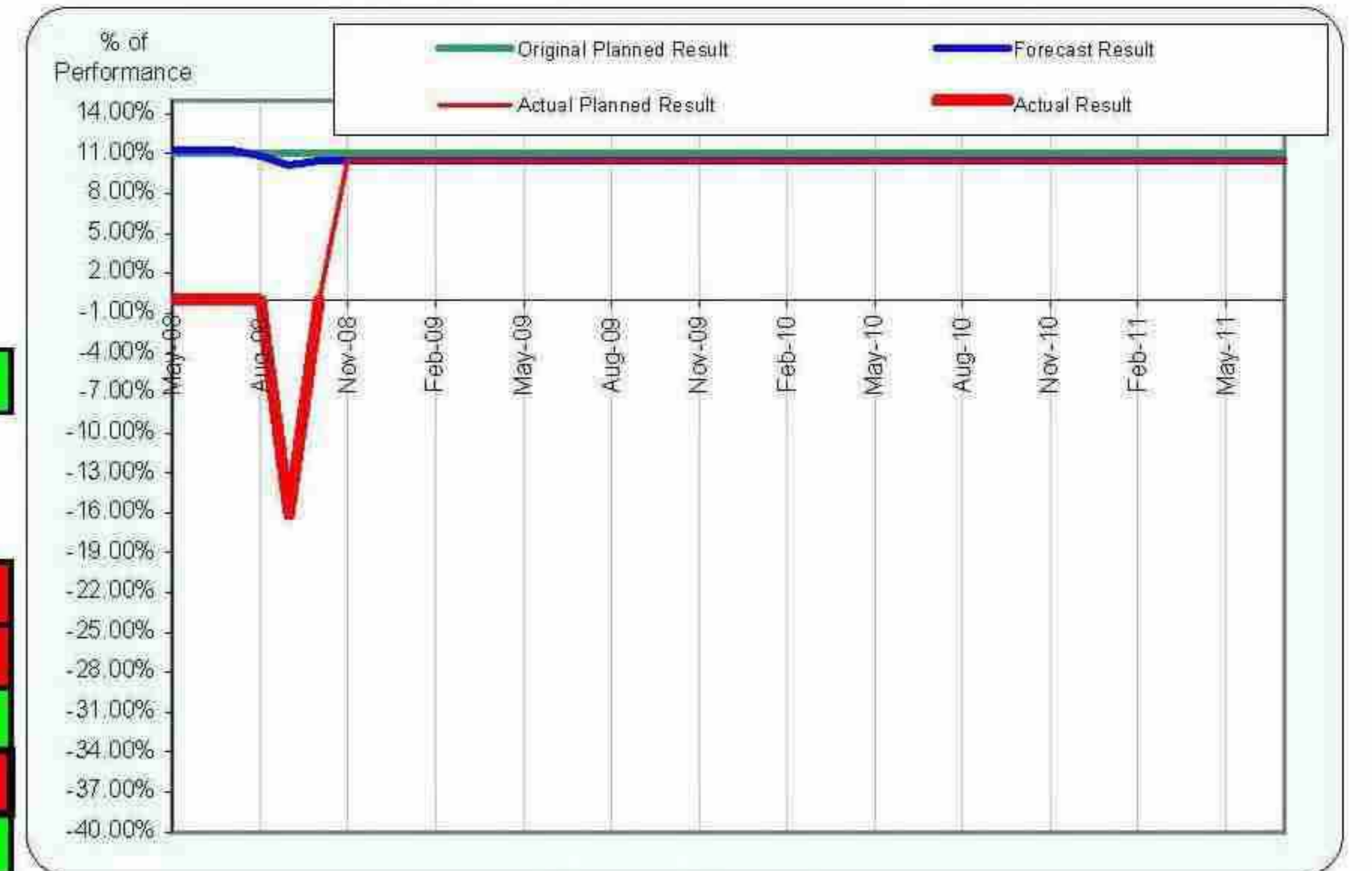
1.01 Project Overview Charts



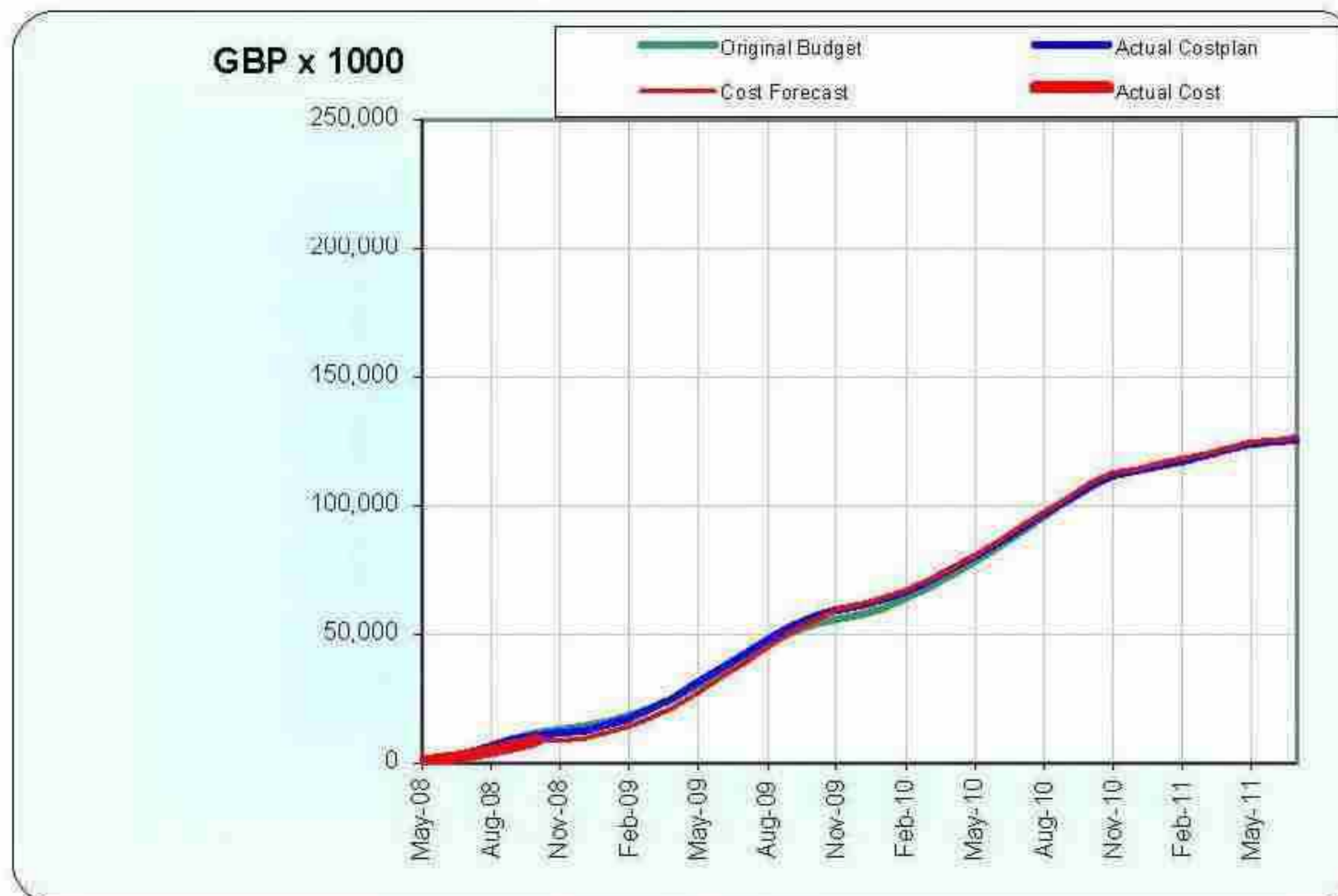
Performance

	Contract Plan (Orig.)	Revised Plan (actual)	Forecast (actual)	Actual	Status Figures	
Construction start date	15-May-08			15-May-08		
Construction end date	16-Jul-11	16-Jul-11	16-Jul-11		0.0 month	green
Total contract value [GBPx1000]	141,509			141,579		
Claims / Variations agreed				70		
Claims / Variations not agreed				19,825		
Performance		11,978		8,735	72.9%	red
Project cost		10,651		8,735	112.5%	red
Result	11.07%	11.07%	10.45%	0.00%	-0.63%	green
Payment Status		0		27,333	#DIV/0!	#DIV/0!
Av.Perf/mth: Rem. & act. 3mth			4,127	1,951		green

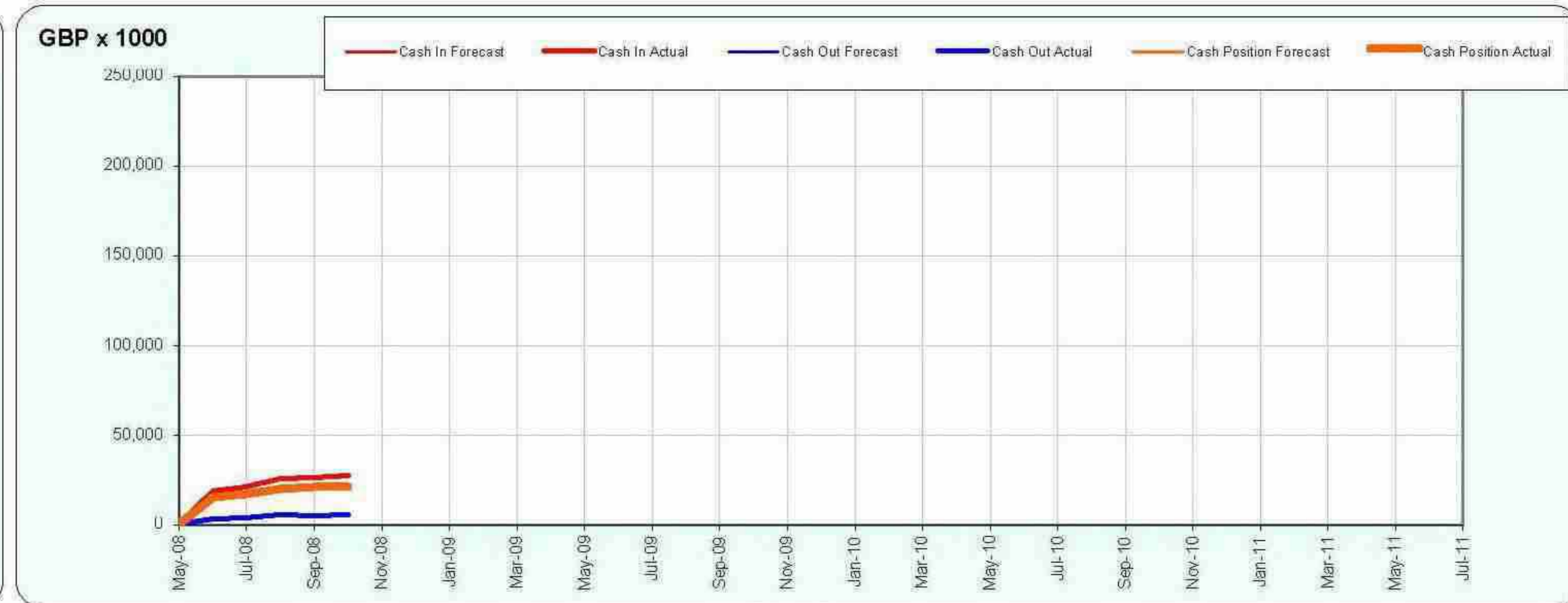
Project Key Figures



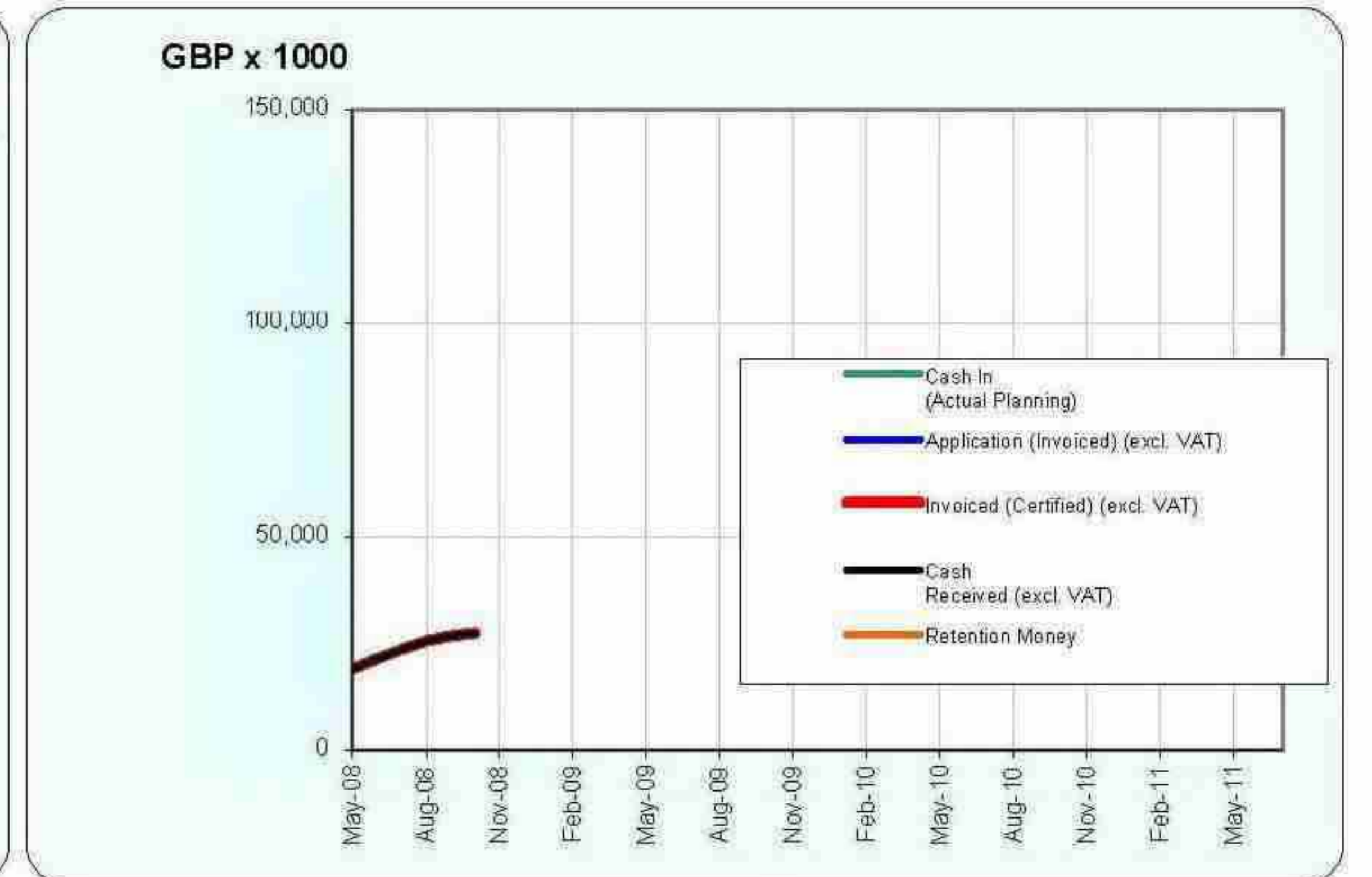
Project Result



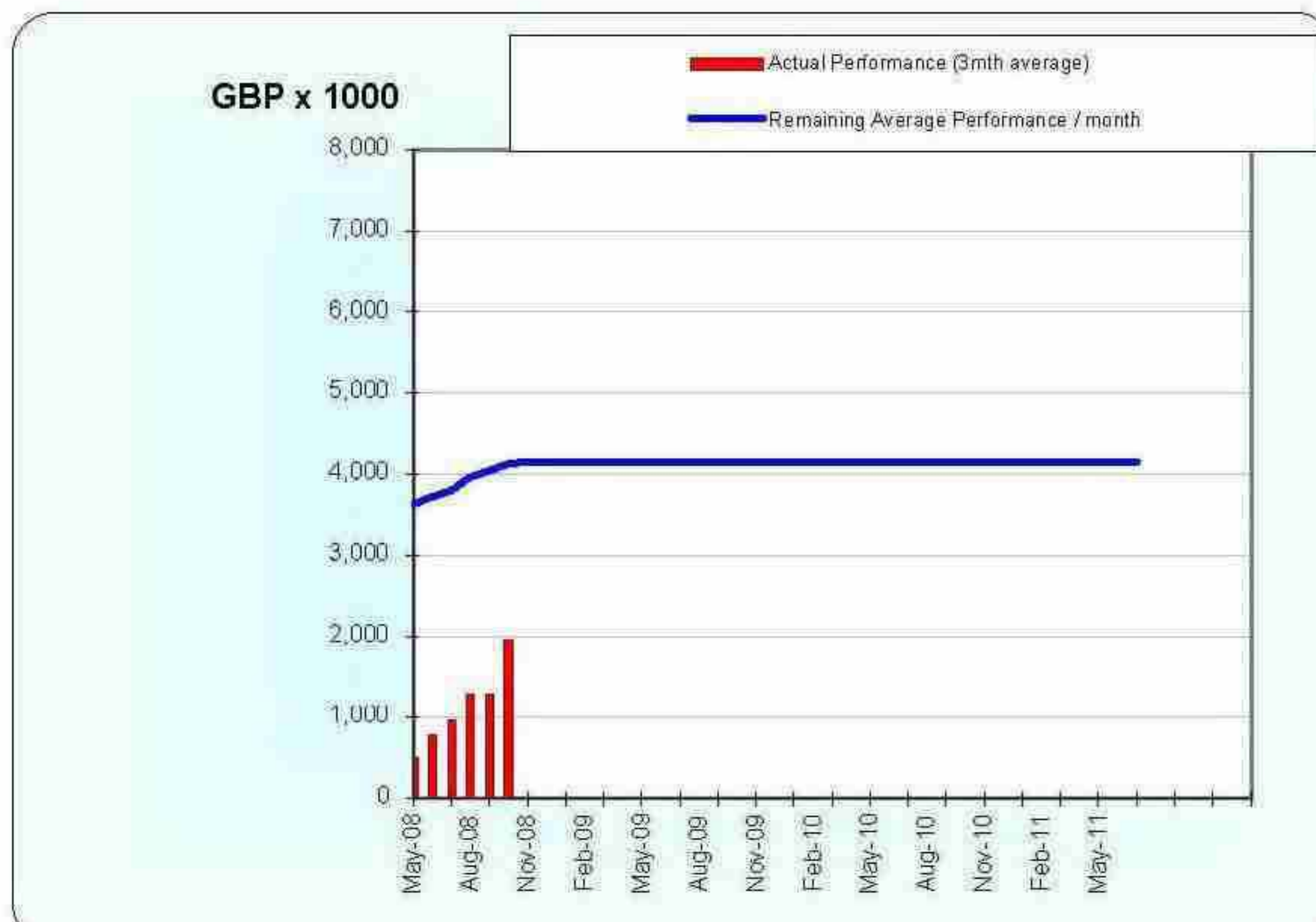
Project Cost



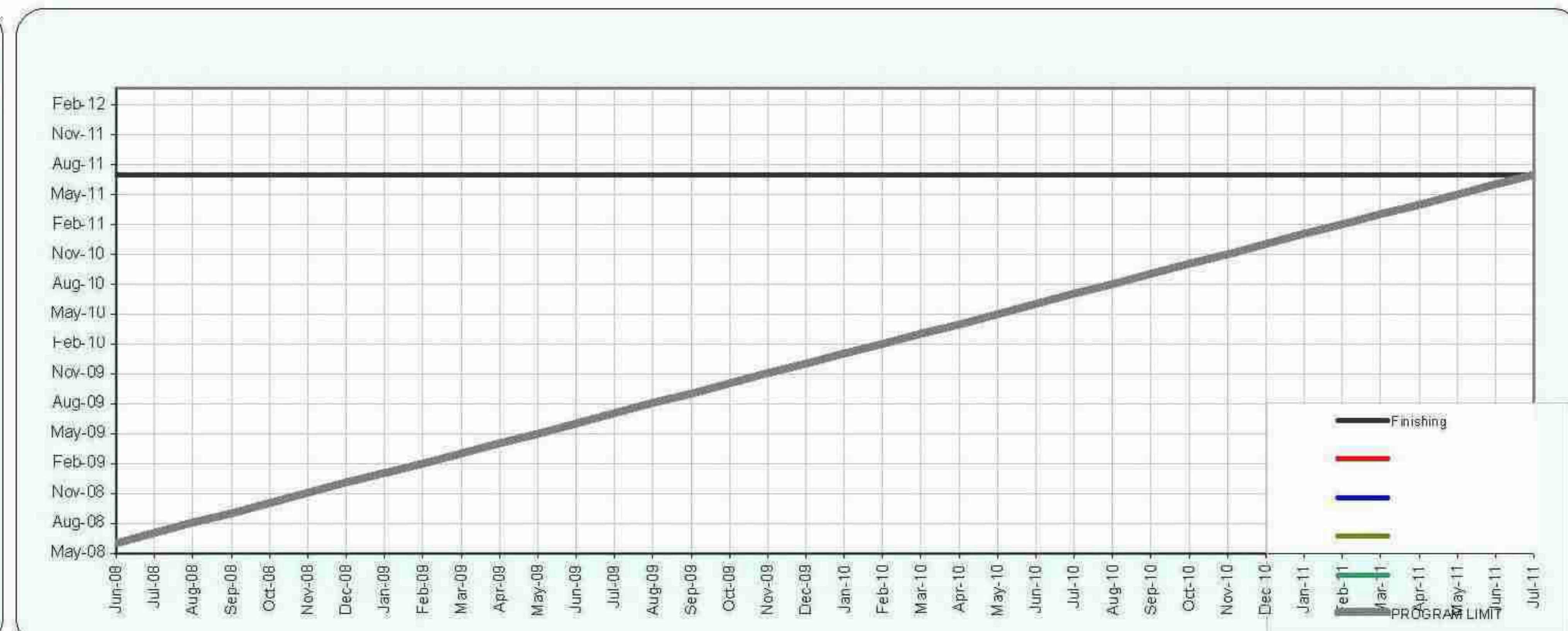
Cashflow



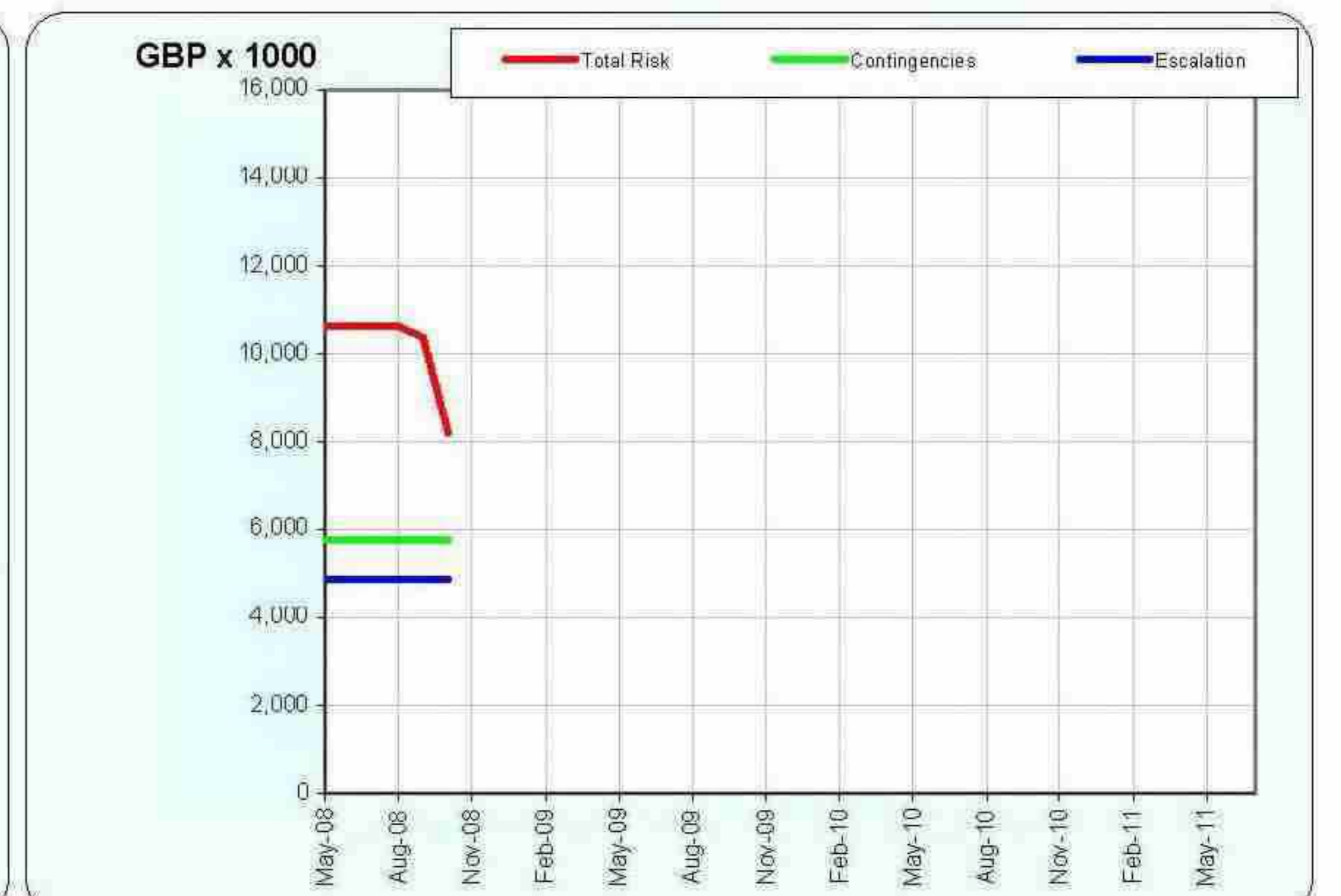
Payment Status



Remaining Performance / Resources




Milestone Trend Analysis



Contingencies vs. Risk



		Project: <b>Edinburgh Tram Network</b>							
		as per: <b>31/10/2008</b>							
<b>1.02 Short Note on Overview Charts</b>									
<b>1.2.1</b>	<b>Performance</b>	Performance in the period was approximately 90% of the revised target, which had been reduced last month in view of the continuing disruption being experienced due to changes, external delays and lack of instructions. Efficiency is significantly reduced by these circumstances, and new work areas will not be opened up unless these issues are resolved.							
<b>1.2.2</b>	<b>Project Cost</b>	<p>The main cost overrun is due to cost and resource increases, including</p> <ul style="list-style-type: none"> <li>- staff (numbers and rates)</li> <li>- site set up</li> <li>- consultant support</li> <li>- tender costs</li> </ul> <p>It was compensated by evaluating the estimated allowances for risks/opportunities/escalation.</p> <p>BCS is in place now and we anticipate an improved cost analysis in future.</p>							
<b>1.2.3</b>	<b>Project Result (Forecast)</b>	Considered the major changes in the work scope and program, we have made no change to the tender result (HKD) yet.							
<b>1.2.4</b>	<b>Payment Status</b>	<p>The Payments from the client "tie" are being made in accordance with the contract timetable.</p> <table style="width: 100%; border-collapse: collapse;"> <tr> <td style="width: 60%;">Invoice net to the client:</td> <td style="text-align: right;">£27,333,331.00</td> </tr> <tr> <td>paid net from the client:</td> <td style="text-align: right;">£27,333,331.00</td> </tr> <tr> <td style="border-top: 1px solid black; border-bottom: 3px double black;">Balance:</td> <td style="text-align: right; border-top: 1px solid black; border-bottom: 3px double black;">£0.00</td> </tr> </table>		Invoice net to the client:	£27,333,331.00	paid net from the client:	£27,333,331.00	Balance:	£0.00
Invoice net to the client:	£27,333,331.00								
paid net from the client:	£27,333,331.00								
Balance:	£0.00								
<b>1.2.5</b>	<b>Cashflow</b>	<p>The ETN Project Cashflow per 31.10.08 remains cash positive. The ETN Revenue planning related to the payment schedule no. 5 in between Siemens 'and BBUK needs to be finally agreed and approved. Furthermore the agreement of Milestones in timely manner (monthly cut off dates) needs to be clarified with the client optimize cashflow forecasting.</p> <p>The Mobilization payment of approx. 16.000.000 GBP is still placed on the Intercompany account in between BBUK and BB AG to earned a positive project interest result.</p> <p>Net Cash In: 27,333,331 ./ Net Cash Out 5,894,659.68 GBP = Net Cash balance BCS 21,438,671.32 ./ 16,000,000.00 GBP Intercompany = <b>5,438,671.32 GBP per 31.10.08</b></p>							
<b>1.2.6</b>	<b>Contingencies</b>	In the Project Board meeting on 18.11.2008, it was agreed, that 2.1 m GBP should be released from the the escalation contingency in view of recent commoditu and fuel price reductions. This figure together with associated margin is equivalent to additional performance of 2.5 m GBP which establishes an overall position of cost = value.							
<b>1.2.7</b>	<b>Construction Program</b>	<p>The Contract Programme, issued in April 2008, is superseded by external delay issues, as noted above. Without any mitigation, the end date against the Contract Programme is now 28 weeks late - all due to issues for which the Client is liable. The Client has now agreed in principle to the first delay claim of 7.5 weeks.</p> <p>Construction works are being managed against a rolling 4 month programme, but continuing external delays are affecting production.</p>							



## 1.03 General Information

### 1.3.1 Short note on progress, events this month

Mobilisation	The section office for on-street works at Leith Walk is now occupied; the section office for off-street works at Edinburgh Park is under construction.
Design	Production of "Issued for Construction" (IFC) by SDS is well advanced for structures but delayed for track/highways by delays to approvals and consents. Subsequent revision of track/highways drawings to incorporate Siemens proposals, which requires Client agreement of any cost implications, is in progress but delayed by slow production of details by Siemens. BB and Siemens are mobilising additional design resource to recover this delay.
Procurement	Negotiations with Package Subcontractors (Barr, Farrans, Graham) have resulted in general agreements on pricing close to tender allowances but further resolution of terms and conditions to achieve consistency with the Main Contract is required.
Construction	<p>On-Street : Works commenced on Leith Walk, carried out by subcontractor Crummock, but are seriously impacted by undiverted utilities. The initial work area is being used as the template to establish an acceptable method of working whereby the Client will instruct and pay for utility diversions as costs are incurred.</p> <p>Off-Street : Works have continued on a small scale at Haymarket Viaduct, Carricknowe, Edinburgh Park and A8 Underpass. All these locations are affected by external delay or change, making work inefficient and uneconomical. No new work areas will be opened up until open issues with the Client over agreeing and paying for changes have been resolved.</p>

### 1.3.2 Significant extraordinary events

	Date	Description	Remarks
1	15/10/08	Pressure test of 900mm diameter high pressure water main at depot site, installed by the client's Utilities Diversion contractor, failed. 600m of pipework and thrust blocks now to be removed and replaced.	This Client problem will delay our access

### 1.3.3 Recent important agreements with the Employer or instructions having significant consequences

	Date	Description	Remarks
1	27/10/08	Agreement in principle with Client that Extension of Time in respect of design delay at signature of contract is as our evaluation of 7 weeks and 3 days. This will be formalised when consequential costs are agreed	Initial costs submission by BB and Siemens/CAF is being reworked to address Client comments.

### 1.3.4 Status on Major Unapproved Claims / Variations / Changes

Following agreement of a process and timescale for resolution of delays which have occurred in the first 6 months of the contract, BB are working to produce substantiation for delay due to ongoing design approval delays, late utility diversions, transfer of scope into our contract, instructed changes and our own difficulties in mobilisation. This process is due to produce a submission to the Client in January 2009.

To date, after removal of duplication and redundant issues, 187 changes have been notified, of which 35 have been notified by the Client and 152 by BB. Of the 187 notifications, the Client has acknowledged the 72 are valid changes, they have rejected 84 as not being valid, and have yet to reply on 34. We continue to contest all rejected change notifications.

Of the 187 notifications, BB have submitted 41 cost and programme estimates, of which the Client has agreed 4 and partially agreed 5. BB are recruiting a planner and an estimator to improve performance on submission of estimates.

There are recent indications that the Client is intending to dispute basic pricing principles such as all departures from the November 2007 Base Date Design Information being mandatory changes for which BB will be paid - this is of course absolutely unacceptable and will be strongly contested.



### 1.04 Performance Sheet

1. General Information		2. Construction Period		Contract	Actual	Variance
Client:	tie LIMITED	Construction start date	15-May-08	15-May-08	0 days	
Leadership:	BILFINGER BERGER UK LIMITED Share: 75%	Construction end date	16-Jul-11	16-Jul-11	0 days	
	BILFINGER BERGER VWB GMBH Share: 25%	Total excl. Site Removal	38 month	38 month	0 %	
Currency:	GBP Rp. (all amounts without V.A.T.)	Expired construction time	6 month	6 month	15 %	
Rate of Exchange Top Sheet:	1 GBP = 1.25 EUR Actual: 1.26 EUR	Performance to date	8,734,527 GBP		6 %	

2. Total Contract Value	Date of Contract	Total Previous Month	October 2008	Total Reporting Month
Contract Value with Client	141,508,815 (incl. SDS NovaAgree) 100.00%	141,508,815 100.0%	70,240	141,579,055 100.0%
Contract Value with 3rd Parties (without interest)		0 0.0%	0	0 0.0%
<b>Total Contract Value</b>		<b>141,508,815 100.0%</b>	<b>70,240</b>	<b>141,579,055 100.0%</b>

3. Claims and Variations	Total Previous Month	October 2008	Total Reporting Month
Claims and Variations approved	0 0.0%	70,240	70,240 0.0%
Claims and Variations submitted but not approved yet	22,571,776 16.0%	-2,747,103	19,824,674 14.0%
Claims and Variations under preparation	0 0.0%	0	0 0.0%

4. Performance	Total Previous Month	October 2008	Total Reporting Month
Performance for Actual Contract Value with Client	5,394,889 3.81%	3,339,638	8,734,527 6.17%
Performance for 3rd Parties (without interest)	0 0.00%	0	0 0.00%
<b>Total Performance to Date</b>	<b>5,394,889 3.81%</b>	<b>3,339,638</b>	<b>8,734,527 6.17%</b>
Remaining Performance to Date	136,113,926 96.19%		132,844,528 93.83%
Actual Planned Performance	10,497,359 7.42%	1,480,472	11,977,830 8.46%

5. Result	Date of Contract	Total Previous Month	October 2008	Total Reporting Month
Planned Result for Contract with Client	15,670,714 11.07%	15,670,714 11.07%	7,778	15,678,492 11.07%
Actual Result at Reporting Date		-872,796 -16.18%	872,794	-2 0.00%
Forecast Result at the End of Contract		14,346,388 10.14%	445,797	14,792,185 10.45%

6. Invoices, Payment and Bank account		Total Previous Month	October 2008	Total Reporting Month
Application to the client - excl. VAT	incl. Ret. Money 0 0.00%	26,720,722 18.88%	971,518	27,692,240 19.56%
Certified by the client (Invoice) - excl. VAT	incl. Ret. Money 0 0.00%	26,524,252 18.74%	809,079	27,333,331 19.31%
Cash in from the client - excl. VAT	excl. Ret. Money 0 0.00%	26,524,252 18.74%	809,079	27,333,331 19.31%
Cash in from 3rd Parties - excl. VAT		0 0.00%	0	0 0.00%
Interest income		90,000 1.67%	0	90,000 1.03%
Cash out (excl. VAT)		4,993,000 3.53%	901,660	5,894,660 4.16%
Net Liquidity	creditline 0 0%	21,531,000 15.22%	-92,329	21,438,671 15.14%

7. Subcontractor Work (incl. Design)	Date of Contract	Total Previous Month	October 2008	Total Reporting Month
Total Portion of Subcontractor Budget	60,353,024 (incl. SDS) 42.65%	66,224,145 46.80%	0	66,224,145 46.78%
Total Amount of signed Subcontracts incl. approved Variation Order		0 0.00%	0	0 0.00%
Total Subcontractor Result to date		0 0.00%	0	0 0.00%
Actual Subcontractor Costs to date (incl. Accruals)		0 #DIV/0!	0	0 #DIV/0!
Therefrom invoiced to date		0 0.00%	0	0 0.00%

8. Actual Forecast for Performance and Result		in TSD GBP					Yearly Forecast	
<b>Performance</b>	<b>Original planned</b>	<b>Actual / Forecast</b>					<b>Performance and Result in 2008</b>	
	2008 2009 2010 2011	2008 2009 2010 2011 2012	Performance	Result				
Jan	1,706 2,786 2,346	2,208 2,359 2,346	10,776	1,125,905	7.6%	10.4%		
Feb	2,526 4,026 2,026	2,931 3,618 2,026	58,362	6,097,636	41.2%	10.4%		
Mrz	3,526 5,026 2,526	3,853 4,636 2,526	500	6,105,976	41.3%	10.4%		
Apr	4,526 5,276 2,526	4,835 4,905 2,526	1,052	6,462,667	9.9%	10.4%		
Mai	855 5,776 6,026 2,526	500 6,095 5,670 2,525	1,331					
Jun	1,355 5,776 6,526 1,026	1,052 6,319 6,185 1,025	1,465					
Jul	2,375 5,776 6,526 1,026	1,331 6,545 6,200 1,025	1,047					
Aug	2,855 6,026 6,526	1,465 7,003 6,213	3,340					
Sep	3,055 4,626 6,526	1,047 5,910 6,226	1,235					
Okt	2,855 4,026 6,526	3,340 5,509 6,245	807					
Nov	1,535 2,526 5,026	1,235 4,181 4,750						
Dez	1,446 1,866 1,706	807 2,975 1,433						
<b>Total</b>	<b>16,334 48,678 62,498 13,999</b>	<b>10,776 58,362 58,442 13,999 0</b>						
Linear Calculation								

Edinburgh, \_\_\_\_\_ Edinburgh, \_\_\_\_\_  
Place and Date, Signature Commercial Manager Place and Date Signature Project Director



Project: **Edinburgh Tram Network**  
as per: **31/10/2008**



**1.05 Weighted Result with Chances and Risks**

Revenue				best case	likely case	worst case	Cost				best case	likely case	worst case
				' GBP	' GBP	' GBP					' GBP	' GBP	' GBP
<b>Actual Contract Value acc. to actual JSE w/o Contingencies</b>				132,092	132,092	132,092	<b>Actual Cost Forecast acc. to actual JSE w/o Contingencies</b>				-118,596	-118,596	-118,596
<b>Unapproved Change/Variation Orders</b>							<b>Unapproved Change/Variation Orders</b>						
<b>remaining Risks from Contract Estimate in current JSE</b>				-9,363	-9,363	-9,363	<b>remaining Risks from Contract Estimate in current JSE</b>				-8,301	-8,301	-8,301
01.	Add. Insurances acc. CL. 76.17			-11	-11	-11	01.	Add. Insurances acc. CL. 76.17			-10	-10	-10
02.	Liquidated Damages			-523	-523	-523	02.	Liquidated Damages			-464	-464	-464
03.	Interface with Railway Authorities			-28	-28	-28	03.	Interface with Railway Authorities			-25	-25	-25
04.	Uninsured Economic Losses			-149	-149	-149	04.	Uninsured Economic Losses			-133	-133	-133
05.	Delayed Start Of Construction Works			-406	-406	-406	05.	Delayed Start Of Construction Works			-360	-360	-360
06.	Firm items In Value Engineering			-315	-315	-315	06.	Firm items In Value Engineering			-280	-280	-280
07.	Quantity Risk			-1,128	-1,128	-1,128	07.	Quantity Risk			-1,000	-1,000	-1,000
07a.	compensate new measured QTY 1C & 1D HighwayTake-Offs (06/2008)			330	330	330	07a.	compensate new measured QTY 1C & 1D HighwayTake-Offs (06/2008)			293	293	293
08.	Corderoy's Quantities For Pavements in Sect. 5			-439	-439	-439	08.	Corderoy's Quantities For Pavements in Sect. 5			-389	-389	-389
09.	CEC Planning			-28	-28	-28	09.	CEC Planning			-25	-25	-25
10.	Road Safety Audit			-282	-282	-282	10.	Road Safety Audit			-250	-250	-250
11.	Network Rail			-85	-85	-85	11.	Network Rail			-75	-75	-75
12.	Edinburgh Park			-42	-42	-42	12.	Edinburgh Park			-38	-38	-38
13.	Forth Ports			-6	-6	-6	13.	Forth Ports			-5	-5	-5
14.	HMRI			-28	-28	-28	14.	HMRI			-25	-25	-25
15.	Rails Drainage, Connections to existing drainage			-79	-79	-79	15.	Rails Drainage, Connections to existing drainage			-70	-70	-70
16.	Tramstop			-81	-81	-81	16.	Tramstop			-72	-72	-72
17.	Bonding and Earthing Not Priced			-17	-17	-17	17.	Bonding and Earthing Not Priced			-15	-15	-15
18.	Obstructions / Boulders (Piling And Anchoring)			-34	-34	-34	18.	Obstructions / Boulders (Piling And Anchoring)			-30	-30	-30
19.	Settlement / Consolidation			-23	-23	-23	19.	Settlement / Consolidation			-20	-20	-20
20.	Soil Stabilization For Traffic on Embankments			-113	-113	-113	20.	Soil Stabilization For Traffic on Embankments			-100	-100	-100
21.	Reconstruction In Full Depth Of Pavement 1B			-223	-223	-223	21.	Reconstruction In Full Depth Of Pavement 1B			-198	-198	-198
22.	Labour			-45	-45	-45	22.	Labour			-40	-40	-40
23.	Staff			-45	-45	-45	23.	Staff			-40	-40	-40
24.	Performance Of Utility Companies			-6	-6	-6	24.	Performance Of Utility Companies			-5	-5	-5
25.	Ecology			-1	-1	-1	25.	Ecology			-1	-1	-1
26.	Pollution			-2	-2	-2	26.	Pollution			-2	-2	-2
27.	Changes In Law			-34	-34	-34	27.	Changes In Law			-30	-30	-30
28.	Legal Support			-113	-113	-113	28.	Legal Support			-100	-100	-100
29.	Value Engineering			-226	-226	-226	29.	Value Engineering			-200	-200	-200
30.	Interpretation Of Code Of Constuction Practice			-113	-113	-113	30.	Interpretation Of Code Of Constuction Practice			-100	-100	-100
31.	Siemens/BB Scope Split			-564	-564	-564	31.	Siemens/BB Scope Split			-500	-500	-500
32.	Enhanced Labour Rate			-332	-332	-332	32.	Enhanced Labour Rate			-294	-294	-294
33.	Interface Systems & Civils			-1,128	-1,128	-1,128	33.	Interface Systems & Civils			-1,000	-1,000	-1,000
34.	Escalation			-5,494	-5,494	-5,494	34.	Escalation			-4,871	-4,871	-4,871
				2,448	2,448	2,448	34a	release acc to Board Decision acc. To commodity & fuel price reductions			2,170	2,170	2,170
<b>remaining Chances from Contract Estimate in current JSE</b>				124	124	124	<b>remaining Chances from Contract Estimate in current JSE</b>				110	110	110
01.	Changes in Employers Requirements			113	113	113	01.	Changes in Employers Requirements			100	100	100
02.	Package Contractors Interface			11	11	11	02.	Package Contractors Interface			10	10	10
Chance (n)							Chance (n)						
<b>Forecast Final Revenue</b>				141,579	141,579	141,579	<b>Forecast Final Costs</b>				-126,787	-126,787	-126,787

Forecast Final Result (best case) (=Forecast Revenue + Forecast Cost)	14,792	14,792	14,792
% Gross Margin	10.45%	10.45%	10.45%
Forecast Final Result (most likely case) (=Forecast Revenue + Forecast Cost)	14,792	14,792	14,792
% Gross Margin	10.45%	10.45%	10.45%
Forecast Final Result (worst case) (=Forecast Revenue + Forecast Cost)	14,792	14,792	14,792
% Gross Margin	10.45%	10.45%	10.45%
Gross Margin previous month (most likely case)	10.14%	10.14%	10.14%



Project: **Edinburgh Tram Network**  
as per: **31/10/2008**



**2.01 Cost Reconciliation Sheet**

**see following pdf-printout**



Project: **Edinburgh Tram Network**  
as per: **31/10/2008**



**2.02 Construction Programme**

**see following pdf-printout**







2.06a Staff List

employed as	Department	ETN Staff Mamo October 08	Names	planned start date	start date	planned release date	release date	estim.	forec.	actual
								total mammo without tender portion	total mammo without tender portion	total mammo without tender portion
cloc	DC	Document Control Manager			04/02/2008	31/12/2011		38	43	5.0
eloe	PMC	Project Director			<del>04/04/2008</del>	<del>15/09/2008</del>	<del>15/09/2008</del>	0	3	3
eloe	PMC	Engineering Manager		-	<del>15/01/2008</del>	<del>15/09/2008</del>	<del>15/09/2008</del>	0	1.75	1.75
cloc	PMC	Personnel Assistant			01/04/2008	31/12/2011		38	43	5
cloc	PMC	Project Director			16/06/2008	31/12/2011		38	42.5	4.5
cloc	PMC	Traffic Management Manager			23/06/2008	31/12/2010		37	30.25	4.25
eloe	PMC	Quality Manager			<del>23/06/2008</del>	<del>31/07/2011</del>	<del>30/09/2008</del>	0	3.25	3.25
cloc	PMC	Quality Manager			22/10/2008	31/07/2011		38	33.25	0.25
cloc	PMC	Health, Safety and Env. Manager			22/07/2008	30/04/2011		35	33.25	3.25
eloe	PMC	Planning Manager (Programme Man.)-freel.		28/07/2008	04/04/2008	30/09/2008	30/09/2008	34	2.5	2.5
cloc	PMC	Project Accountant exp.			17/06/2008	31/12/2011		38	42.5	4.5
cloc	PMC	Engineering Manager exp.			01/07/2008	30/04/2011		35	34	4
cloc	PMC	Public Liaison Manager						38	0	0
cloc	PMC	Receptionist			09/06/2008	31/12/2011		38	42.75	4.75
		<b>Consortium staff</b>						<b>404</b>	<b>355</b>	<b>46</b>
		<b>Consortium staff</b>								
loc	ACC	Accountant		01/10/2008	01/10/2008			0	3	1.0
loc	CM	QS Assistant		01/09/2008	01/09/2008	31/12/2011		0	40	2
loc	CO	Commercial Manager		25/08/2008	01/09/2008	31/12/2011		38	40	2
loc	CO	Commercial Assistant		25.08.08	25/08/2008	31/12/2010		0	28.25	2.25
loc	CO	Clerk-2			<del>18/09/2008</del>	<del>31/05/2010</del>	<del>24/10/2008</del>	4.5	8.5	4.5
loc	CO	Clerk 2			27/10/2008	31/05/2010		18.75	11	0
loc	CO	QS Assistant			02/09/2008	31/03/2011		20.75	31	2
loc	CPA	Office Manager/Buyer (Purchaser)			08/09/2008	31/12/2011		0	39.75	1.75
loc	CPA	Office Manager/Buyer (Purchaser)			16/06/2008	31/03/2011		33	33.5	4.5
loc	CPA	Buyer Assistant			15/09/2008	30/06/2010		37	21.5	1.5
loc	DC	Document Control Assistant			18/08/2008	31/07/2011		38	35.5	2.5
loc	DC	Document Control Assistant			06/10/2008	31/12/2009		0	14.75	0.75
loc	SHE	Health, Safty, Environmental		15/09/2008	15/09/2008	30/04/2011		37	31.5	1.5
loc	IT	IT Manager			15/06/2008	31/12/2010		0	15.75	2.75
loc	IT	IT Assisstant			01/10/2008	31/12/2010		0	13.5	0.5
loc	PE	Planning Engineer 1 (Scheduler)			28/07/2008	31/07/2011		29	36	3
loc	PE	Planning Engineer		29/09/2008		31/12/2010		34	26	0
loc	SM	Construction Manager			14/07/2008	31/03/2011		34	32.5	3.5
loc	SALL	Works Manager, Off-Street			27/08/2008	31/12/2010		21	29	3
loc	SALL	Works Manager On-Street		01/09/2008	01/09/2008	31/12/2010		24	28	2
loc	SALL	General Foreman			18/08/2008	31/12/2010		21	28.5	2.5
loc	1BCD	Section Manager 1B, C, D		06/10/2008		31/12/2010		26	26.75	0.75
loc	1BCD	Senior Engineer			18/02/2008	31/12/2010		21	31	5
loc	1BCD	Engineer 3			23/09/2008	31/12/2010		19.75	27.25	1.25
loc	1BCD	Engineer		01/10/2008		31/12/2010		32	26	0
loc	1BCD	QS Section 1B,C,D		01/07/2008	01/07/2008	31/03/2011		28	35	4
loc	1BCD	QS Assistant		29/09/2008	01/10/2008	31/03/2011		23	30	1
loc	1BCD	QS Assistant		01/10/2008	15/09/2008	31/03/2011		23	30.5	1.5
loc	S4B	Assistant QS			07/07/2008	11/09/2008	11/09/2008	2.25	2.25	2.25
loc	S4CD	Clerk-2			23/06/2008	11/09/2008	11/09/2008	2.75	2.75	2.75
loc	5ABC	Section Manager 5A, 5B, 5C			01/01/2008	31/12/2010		0	31	5
loc	5ABC	Site agent 1 / Sub Agent			10/09/2008	31/12/2010		23	27.75	1.75
loc	5ABC	QS Section 5A, 5B, 5C		25/08/2008	25/08/2008	31/03/2011		21	31.25	2.25
loc	5ABC	QS Assistant		02/06/2008	02/06/2008	31/03/2011		21	34	5
loc	5ABC	QS Assistant		07/09/2008	07/09/2008	30/03/2011		30	30.75	1.75
loc	567	Section Manager 5C(W), 6, 7			27/10/2008	31/03/2010		23	17	0
		<b>Local staff</b>						<b>663</b>	<b>930.75</b>	<b>74.75</b>
		<b>Local staff</b>								
freel	CM	Claims Manager only 0.25 from 01/09/08			16/11/2006	15/09/2008	15/09/2008	3	3.5	3.5
freel	CM	Claims Manager replaced Tom			01/09/2008	31/12/2011		31	40	2
freel	CM	Senior QS 1			26/05/2008	31/12/2011		0	43	5
freel	CM	Senior QS 2			18/06/2008	31/12/2011		0	42.5	4.5
freel	CM	Senior QS 4			23/06/2008	31/12/2011		0	42.25	4.25
freel	CM	Senior QS 3		01/08/2008	04/08/2008	31/12/2011		0	44	3
freel	CO	QS Project			01/11/2007	31/12/2011		25	43	5
freel	CO	QS Senior System Wide			01/01/2008	31/12/2010		0	16.18	3.18
freel	CO	QS			16/06/2008	31/03/2011		23	33.5	4.5
freel	PE	CRE Rimini Planner / (Trd parties interfaces too)			12/05/2008	30/06/2010		25	25	5
freel	SM	Land Surveyor			14/07/2008	31/12/2008		24	5.5	3.5
freel	SM	Area Materials Manager			01/01/2008	31/05/2009		0	7.75	4.75
freel	1BCD	Site Agent			19/02/2008	31/12/2010		22	34	5
freel	1BCD	Sub Agent West			17/03/2008	31/12/2010		22	34	5
freel	4BCD	Engineer-3			24/07/2008	31/12/2010	30/09/2008	2.25	2.25	2.25
freel	1BCD	Engineer 2			21/07/2008	31/12/2010		21	29.25	3.25
freel	1BCD	Engineer 4 for Sec. 2A			13/07/2008	30/06/2010		21	23.5	3.5
freel	1BCD	Engineer		01/10/2008	04/08/2008	30/06/2010		20.5	23	3
freel	1BCD	Engineer		01/10/2008	11/08/2008	30/06/2010		27	22.75	2.75
freel	1BCD	QS Senior			04/08/2008	31/03/2011		21	32	3
freel	5ABC	Senior Engineer 2			18/03/2008	31/12/2010		23	34	5
freel	5ABC	QS Senior		-	09/06/2008	31/03/2011	26/09/2008	3.75	3.75	3.75
freel	5ABC	QS Senior			30/09/2008	31/03/2011		18.25	30	1
freel	567	Section Manager 5C(W), 6, 7			18/02/2008	31/03/2010	30/09/2008	0	4	4
freel	567	Senior Engineer		01/11/2008	20/10/2008	31/03/2010		23	17.5	0.5
freel	567	Engineer		01/10/08	11/08/08	31/03/10		22	19.75	2.75
		<b>Freelance staff</b>						<b>377.75</b>	<b>643.93</b>	<b>92.93</b>
		<b>Freelance staff</b>								
exp	ENG	Design Manager 1		11/08/2008	18/08/2008	30/06/2010		25	22.5	2.5
exp	ENG	Design Co-ordinator			16/06/2008	30/06/2010		25	24.5	4.5
exp	ENG	Interface Engineer			01/07/2008	31/12/2010		37	30	4
exp	ENG	Engineer 1			01/07/2008	27/02/2009		23	8	4
exp	ENG	Engineer-2		04/08/2008	04/08/2008	27/02/2009	31/10/2008	3	3	3
exp	ENG	Engineer 2		01/11/2008				14	4	0
exp	ENG	Engineer 3		04/08/2008	04/08/2008	27/02/2009		21	7	3



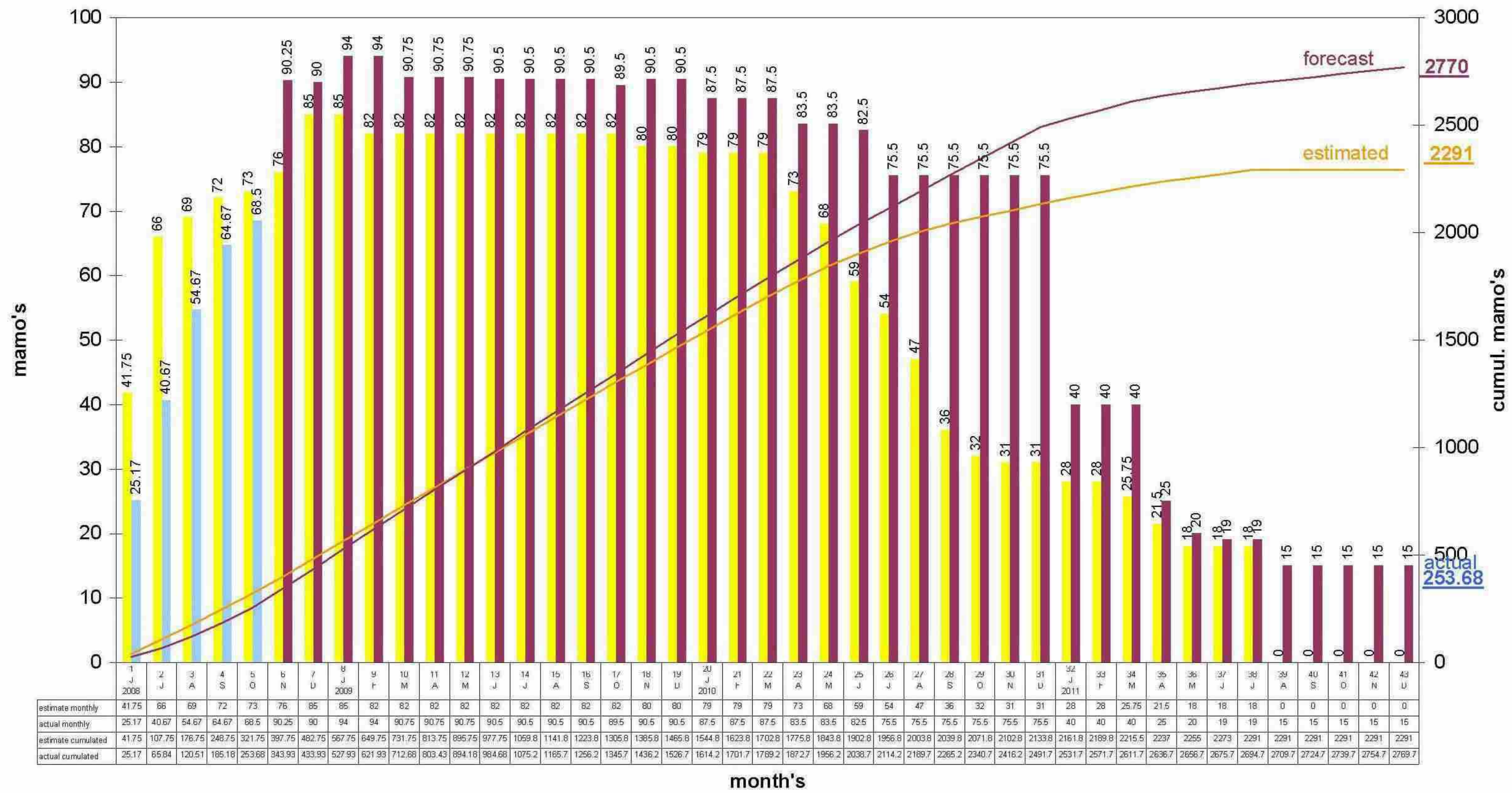
2.06a Staff List

employed as	Department	ETN Staff Mamo October 08	Names	planned start date	start date	planned release date	release date	estim.	forec.	actual
								total mammo without tender portion	total mammo without tender portion	total mammo without tender portion
exp	PCO	Project Control Manager			15/05/2008	15/06/2008	15/08/2008	0	2.5	2.5
exp	PCO	Project Control Manager			14/07/2008	31/07/2011		0	36.5	3.5
exp	PCO	Cost Controller			16/06/2008	30/04/2011		34	34.5	4.5
exp	PCO	Cost Controller			04/07/2008	31/12/2010		0	30	4
exp	CM	Change Manager			01/10/2008	31/12/2011		0	39	1
exp	1A	Section Manager		04/08/2008	04/08/2008	31/12/2010	31/10/2008	3	3	3
	1A	Section Manager		01/11/2008				25	26	0
exp	SM	Package Manager, Barr and Farrans			14/07/2008	31/07/2008	31/08/2008	0.5	0.5	0.5
		Expatriate staff						210.5	271	40.0
		Expatriate staff								
TP	ENG	Temp Works Eng 1			???			8	0	0
TP	ENG	Temp Works Eng 2			???			8	0	0
		Third parties						16	0	0
		Third parties								
	ENG	Design Coordinator		01/10/2008		31/12/2009		38	14	0
	ENG	Approval Engineer		01/10/2008		31/12/2009		38	14	0
	SM	Project Materials Engineer		01/10/2008		30/04/2011		35	30	0
	TM	Traffic Management Engineer		01/11/2008		31/12/2010		30	26	0
	1BCD	Sub Agent East		01/11/2008		31/12/2010		19	26	0
	1BCD	Senior Engineer		01/11/2008		31/12/2010		24	26	0
	1BCD	Senior Engineer		01/11/2008		31/12/2010		21	26	0
	1BCD	Engineer		01/11/2008		31/12/2010		21	26	0
	2A5A	Section Manager 2A, 5A(E)		01/10/2008		31/12/2010		21	26	0
	5ABC	Engineer		01/10/2008	29/09/2008	31/12/2010		3	26	0
	5ABC	Engineer		01/11/2008	29/09/2008	31/12/2010		23	26	0
	5ABC	Engineer		01/11/2008		31/12/2010		17	26	0
	5ABC	Senior Engineer		01/01/2009		31/12/2010		22	26	0
	5ABC	Engineer		01/01/2009		31/12/2010		23	24	0
	5ABC	Engineer		01/01/2009		31/12/2010		23	24	0
	5ABC	Engineer		01/01/2009		31/12/2010		19	24	0
	567	Engineer		01/01/2009		31/03/2010		25	15	0
	SALL	General Foreman, East		01/11/2008		31/12/2010		25	26	0
	SALL	General Foreman, West		01/11/2008		31/12/2010		25	26	0
	CO	QS Section Subcontract		01/10/2008		31/03/2011		22	29	0
	5ABC	QS		01/10/2008		31/03/2011		38	29	0
	CPA	Administration Assistant		01/01/2009	29/09/2008	31/03/2011		38	27	0
	CPA	Administration Assistant		01/01/2009		31/03/2011		37	27	0
	CPA	Cost Clerk						33	0	0
	ZZZ	Training				02/09/08)		0	0	0
	ZZZ	Recruitment						0	0	0
		still to be start monthly						620	569	0
		still to be start cumulated								
		<b>Total Project Staff monthly</b>						<b>2291.25</b>	<b>2769.68</b>	<b>253.68</b>
		<b>Total Project Staff cumulated</b>								



2.06b Staff Chart

Staff mammo performance Edinburgh Tram





Project: **Edinburgh Tram Network**  
 as per: **31/10/2008**



**2.08 Claims / Variations / Changes**

Internal No.	External No.	Description	Submitted		Forecast			Approval		Status of Negotiation			Remarks
			Date	Amount	Maximum	assessed	Minimum	Date	Amount	agreed	not agreed	no further negotiation	
1A-D		IFC dates entered into the Schedule Part 15 (Sect 1A-1D)	12/06/2008	3,000,398	3,000,398	1,000,000	750,000				3,000,398		
002		Instruction to proceed with Hilton Hotel Car Park	11/06/2008	90,068	90,068	80,000	0				90,068		
003		Instruction to proceed with road surveys.	11/06/2008	94,578	94,578	46,570	46,570			46,570	48,008		
004		Instruction to proceed with Russell Road Bridge											
005		Instruction to proceed with Haymarket Viaduct											
006		Instruction to proceed with Gogaburn Bridge											
007		Hard standing at Haymarket Yards.	11/06/2008	43,131	881	750	750				881	42,251	estimate withdrawn, works have not to be done, claim now just for costs of estimate
008		<del>Various Drawing Revisions since Base Date Design Information</del>											withdrawn
009		Archaeological Dig currently ongoing in area Gogar Tramstop - Sect. 7											
010		Archaeological Dig currently ongoing in area Gogar Tramstop - Sect. 5 C											
044		<del>Archaeological Dig currently ongoing in area Gogar Tramstop - Sect. 5 C</del>											withdrawn because duplicate of 010
012		Archaeological Dig at Gogar Tramstop causes damage to Tram Corridor											
043		<del>Notified Departure due to CEC Planning consents delay communicated</del>											withdrawn because duplicate
014		No completion of 800 mm dia Water Main Diversion in Depot Area											
015		No completion of 250 mm dia Water Main Diversion in Depot Area											
016		No completion of 1500 mm dia Sewer Diversion in Depot Area											
017		South Gyle Access Bridge west abutment piled foundations		11,000								11,000	estimate withdrawn
018		No completion of various Utility Diversions in Depot area	11/06/2008	79,538	39,187	30,000	20,000				39,187	40,351	Revised Estimate submitted
019	1	Archaeological Survey to the Caley Ale House	02/06/2008	5,234				19/09/08	5,201			33	Revised Estimate submitted
020		<del>Disconnect Utilities to Caley Ale House</del>	02/06/2008	1,418								1,418	withdrawn
021	2	Asbestos in the Caledonian Ale House	02/06/2008	8,509				19/09/08	5,268			3,241	Revised Estimate submitted
022		Asbestos in the existing Steps to Haymarket Station Carpark											
023		Demolition of Access Steps to Haymarket Station Carpark	02/06/2008	4,040	4,040	3,000	0					4,040	
024		Instruction to proceed with Verity House Access Road pre IFC											
025		<del>Instruction to proceed with demolition of Caley Ale House pre IFC</del>											withdrawn
026		Delay to Issue of Picardy Place (Batch 1/13) to CEC for Prior Approval											
027		Delay to IFC Submissions (Sect. 1 D) due to changed approval periods											
028		Delay to IFC Submissions (Sect. 1 B) due to changed approval periods											
029		Haymarket Station Carpark Access Road - additional and revisions											
030		Instruction to SDS to accelerate Delivery of IFC to Meet BBS		21,184	0	0	0					21,184	
031		<del>Single handrail to Telford Road Bridge</del>											withdrawn
032		CEC failure to approve within agreed timescales											
033		Network Rail failure to approve within agreed timescales											
034		New Requirements by Public Realm Design Workbook (SDS Letter 648)											
035		<del>New Requirements by Public Realm Design Workbook (SDS Letter 645)</del>											withdrawn because duplicate
036		Delay and Disruption to Crew Road Gardens Bridge IFC											
037		Delay and Disruption Roseburn Terrace Bridge, Tramstop, Ret.Walls											
038		Delay and Disruption to Roads detailed design as SDS Letter 01074											
039		Delay and Disruption to Roads detailed design as SDS Letter 01074											
040		Delay and Disruption to Ground Investigation											
041		Delay and Disruption to Ravelston Tramstop, Dykes Bridge											
042		Delay and Disruption to Ravelston Tramstop Landscaping											
043		Amended design for Shandwick Place Lighting											
044		Amendments to Ocean Terminal Layout	25/06/2008	2,613,386	155,344	75,000	-25,000				155,344	2,458,042	reduction of scope of work, therefore decrease of initially submitted amount
045		Delay and Disruption due to amended design A25920 Balfour St Tram Stop											
046		Delay and Disruption due to amended design SDS2500040											
047		Delay and Disruption due to amended design SDS24720											
048		Additional TRO Drawings as SDS-Letter dated 4th July 2008	15/07/2008	3,573	3,573	3,000	1,000				3,573		
049		TNC 6 Bernard Street Public Realm Works	17/07/2008	1,224,685	1,224,685	0	0				1,224,685		
050		Various Traffic Signal requirements tie letter		24,558	24,000	15,000	10,000					24,558	
051		TNC002-Utilities diversions & associated works	25/07/2008	94,850	82,574	75,000	60,807			60,807	21,767	12,276	reduction of scope of work, therefore decrease of initially submitted amount



Project: **Edinburgh Tram Network**  
as per: **31/10/2008**



**2.08 Claims / Variations / Changes**

Internal No.	External No.	Description	Submitted		Forecast			Approval		Status of Negotiation			Remarks
			Date	Amount	Maximum	assessed	Minimum	Date	Amount	agreed	not agreed	no further negotiation	
052		TNC003-Utilities diversions & associated works	25/07/2008	190,008	86,313	70,000	51,634				86,313	103,695	reduction of scope of work, therefore decrease of initially submitted amount
053	3	TNC004-Utilities diversions & associated works	25/07/2008	236,901	127,059	75,000	33,723	10/10/08	33,723		93,336	109,842	scope of work was reduced, therefore total amount to be reduced
054		TNC007-St Andrew Square Public Realm Works as CEC specification	25/07/2008	9,934,437	9,934,437	0	0				9,934,437		
055		Delay & Disruption due to late approval CEC of SDS 27980											
056		Delay & Disruption by CEC due to late registering Section 1A Batch 1/08											
057		Delay & Disruption due to late approval CEC of Section 1 D											
058		Notification from CEC with respect to road safety Auditors comments for Haymarket											
059	5	Notified Departure in acc. With Schedule 4 due to tie-Asbestos Survey	31/07/2008	26,227				30/10/08	26,048			179	
060		Diversion of Existing Sweeper at Gogarburn Bridge - conflict with the 300 mm dia	08/08/2008	44,661	44,661	30,000	25,945			25,945	18,716		
061		Infraco to investigate proposals for re-use of RBS Bunded Material	08/08/2008	41,411	41,411	35,000	20,000				41,411		
062		Draw down from Defined ProvSum Item 2 - Power connections to Depot											
063		Trolley Wire for Street Running Areas & Catenary - Haymarket to Airport											
064		TNC009 - Ocean Terminal Revised Finishes	21/08/2008	1,689,839							1,689,839		estimate withdrawn, revised to be submitted again
065		Murrayfield Retaining Walls - Introduce Visual Pattern to Murrayfield RTW	21/08/2008	4,190	4,190	3,000	15,000				4,190		
066		TNC 013: RBS Gogarburn Tramstop Feasibility cost	21/08/2008	1,251,237	2,500	0	0				2,500	1,248,737	estimate withdrawn, will probably come up again (scope of works has changed) claim now just for costs of estimate
067		Murrayfield Tramstop - Provision of Secondary Staircase	21/08/2008	38,639	38,639	25,000	15,000				38,639		
068		Edinburgh Park - Earthworks and Drainage IFC Drawings											
069		Gyle Stop Retaining Walls											
070		Bankhead Retaining Walls											
071		FoW to Balfour Street IFC Drawings (As 68)											
072		Haymarket to Roseburn Junction - SW Consent Issue (As 68)											
073		Russel Road Retaining Wall - Contamination Hogweed											
074		Sewer Diversion, Gogar Landfill		27,305	27,000	20,000	12,729			12,729	14,576		
075		Demolition of 2 Nr. Workshops Adjacent to NCR		14,348	14,348	14,348	10,000				14,348		
076		Gogar Depot Public Tramstop proposals GRIP options 4B & 4C2	28/08/2008	2,661,909	2,661,909	0	0				2,661,909		Non scope works not instructed - Various Options
077		DESIGN ONLY to Amend line of route design section 5# (Batch 5/22)	29/08/2008	4,019	4,019	3,000	2,000				4,019		
078		Design only for alterations to design of Edinburgh Airport	02/09/2008	61,734	61,734	45,000	30,000				61,734		
079		Instruction from CEC to design an alternative layout for Haymarket Junction	02/09/2008	60,795	60,415	0	0				60,415	380	Estimate is for Design only
080		Gogarburn Retaining Wall-CEC requesting change to finish of the wall											
081		Environmentally Friendly Lighting - CEC have requested using 42 pit lamp		11,688	11,688	0	0				11,688		
082		Contamination - fly tipping											
083		Traffic Management - Temporary Traffic Signals											
084		TNC005-Burnside road Diversion - Fees for design (INF_CORR.006)	02/09/2008	30,598	30,598	0	0				30,598		
085		TNC008 - Lindsey Road Retaining Wall Cost Estimate											
086		Request for Extended Period of Time - TNC010											
087	4	Duct Installation at Leith Walk		104,905								104,905	tie placed the order for works with MUDFA
088		Power Connections Phase 1a											only concerning Siemens
089		Balfour Street Crossing											
090		Change order request: SDS Development Workshop Attendance		71,464	71,464	0	0				71,464		
091		Confirmation of Verbal Instruction Reference ETN002											
092		Design the Russell Road retaining wall		95,164								95,164	withdrawn
093		Lindsay Road, Ocean Drive, Ocean Terminal, Tower Place Planning Permission		47,637	47,637	0	0				47,637		
094		Hilton Hotel Full Planning		11,492							11,492		estimate withdrawn, revised to be submitted again
095		Additional Depot Prior Approvals		17,216							17,216		estimate withdrawn, revised to be submitted again
096		Shandwick Place DED preferential Treatments		80,413	15,447	12,000	10,000				15,447	64,966	Estimate for Preliminary Design only, not for the full design
097		Balgreen road Bridge Amending Technical Design		3,594	3,077	0	0				3,077	517	Design Estimate only
098		Infraco Notifications due to issue of SDS programme V32, V33, V34 and V5.											
099		Infraco Notifications due to issue of SDS programme V32, V33, V34 and V5.											
100		Infraco Notifications due to issue of SDS programme V32, V33, V34 and V5.											
101		Infraco Notifications due to issue of SDS programme V32, V33, V34 and V5.											
102		Section 5C - Gogar Church and Gogar Castle											



Project: **Edinburgh Tram Network**  
as per: **31/10/2008**



**2.08 Claims / Variations / Changes**

Internal No.	External No.	Description	Submitted		Forecast			Approval		Status of Negotiation			Remarks
			Date	Amount	Maximum	assessed	Minimum	Date	Amount	agreed	not agreed	no further negotiation	
103		Saltire Square Tramstop											amount of last month was wrong - not submitted yet
104		IFC Drawing Change Baird Drive RTW											
105		IFC Drawing Change Balgreen Road Retaining Wall											
106		IFC Drawing Change Murrayfield Stadium RTW											
107		IFC Drawing Change Bankhead RTW											
108		IFC Drawing Change Gyle Stop RTW											
109		IFC Drawing Change Murrayfield Underpass											
110		IFC Drawing Change South Gyle Access Bridge											
111		IFC Drawing Change Gogarburn Bridge											
112		IFC Drawing Change Haymarket Viaduct											
113		IFC Drawing Change Russell Road Bridge											
114		IFC Drawing Change Roseburn Viaduct											
115		IFC Drawing Change Carrickknowe Bridge											
116		IFC Drawings Water of Leith Bridge											
117		Extra Demolition required at Russell Road Retaining wall											
118		IFC Drawing Change Cathedral Lane Sub Station											
119		IFC Drawing Change Leith Walk Sub Station											
120		IFC Drawings Demolition & reinforcing existing building for Leith Walk Sub											
121		Urban Traffic Controls (UTC) associated with delivery of the alignment											
122		Delay in receipt of CEC prior approval Sections 1A1 & 1A2											
123		Forth Ports Agreement and Design Completion											
124		Requirement for Contractors License for Network Rail Related Works											
125		Unforeseen Ground Conditions at Haymarket Viaduct											
126		Revised design for OLE poles in Section 1B											
127		Split Packages for Prior Approvals: Ocean Terminal to Port of Leith.											
128		CEC request for change to roads design at Edinburgh Park Station											
129		CEC's Request for Extension of Time for Prior Approvals 1/01a, 1/01b, 1/01c											
130		Delay to issue of IFC Drawings for Ingliston Park and Ride Tram Stop											
131		Delay to Section 1B due to MUDFA not having completed its works.											
132		<del>War Memorial Relocation (Psum)</del>											withdrawn because duplicate
133		Additional cost to mobilisation at Gogar. Additional Varioguard required											
134		Lighting Columns required to be relocated at A8 Underpass											
135		Balgreen Road - Demolition of Railway Structure											
136		Picardy Place: add. design work & additional works to pavements Playhouse.											
137		Sect. 1A1 and 1A2 - CEC's proposed amendments to tree build-outs											
138		Design the piled foundations to the Water of Leith Bridge											
139		Revised location of OLE poles in Section 1A at the request of CEC.											
140		Delay to issue of IFC Drawings for											
141		West End Tramstop - revised requirements from CEC/ie.											
142		Christmas and Festival Suspensions - conflict of information.											
143		CEC's intent to adopt private roads between Lochside Crescent and Avenue.											
144		Land drains encountered in pasture area ch 710500 / 710600											
145		Additional work arising from CEC's additional comments on Section 5C											
146		IFC Drawing Change Russell Road RTWs 1,2,3 & 4											
147		IFC Drawings Change Murrayfield Training Pitches											
148		IFC Drawing Change Balgreen Road Underbridge											
149		Removal and deposition of material from previous works section 7											
150		IFC Drawing Changes S 21 Rosebank Viaduct											
151		Excavate and replace existing BO material within existing utility trenches.		55,212	55,212	25,000	12,746			12,746	42,466		
152		IFC Drawing changes Vertical & horizontal Alignment Section 5 Sheets 1-26											
153		IFC Drawing changes Soft Landscaping Section 5 sheets 1 to 26											



Project: **Edinburgh Tram Network**  
as per: **31/10/2008**



**2.08 Claims / Variations / Changes**

Internal No.	External No.	Description	Submitted		Forecast			Approval		Status of Negotiation			Remarks
			Date	Amount	Maximum	assessed	Minimum	Date	Amount	agreed	not agreed	no further negotiation	
154		IFC Drawing changes OLE Section 5 sheets 1 to 13											
155		IFC Drawing changes Gogarburn RTWs 15A,15C, 144D											
156		IFC Drawing changes Stops Edinburgh Park Saughton and South Gyle											
157		Survey of Existing Drainage (Gogar Landfill)											
158		Provisional Sum - Provide Crew Relief Facilities at Haymarket Station Viaduct											
159		Provisional Sum - Relocation of Ancient Monuments											
160		IFC Drawing changes - Edinburgh Park Bridge											
161		Traffic Management - Temporary Traffic Signals											
162		Bus Tracker, TPDS and Radio											
163		Haymarket Taxi Stance											
164		Delayed Listed Building Consent Applications											
165		Delayed issued of IFCs for Section 1A4											
166		Demolition of existing garage and fuel tanks on Ocean Drive.											
167		Accommodation Works to Wanderers Clubhouse Building at Murrayfield											
168		Demolition of existing building at 33 Ocean Drive.											
169		Demolition of Police Box Coffee Bar - Picardy Place											
170		Demolition and alteration of existing building at Cathedral Lane											
171		Contract with Faber Maunsell for Transyt and Linsig Modelling Assessments.											
172		Traffic Modelling - Pedestrian Crossing Timings Standard		40,416	40,416							40,416	
173		Discovery of underground petrol tank at National Car Rental Site.											
174		Discovery of new BT ducts under kerb line in Section 1B											
475		<del>Extended Construction Support and Design Support Team</del>											INTC withdrawn - refer to Schedule Part 4 Clause 4.7
176		Temporary Ramps (2 no.) at Gogar Church Road Construct Car Park											
477		<del>Harbour Trackwork Storage Area</del>											only concerning Siemens
178		Mandatory tie Change - No instruction issued by tie at trigger date											
179		Gatehouse Works to Murrayfield Stadium											
180		Reduced land available at Murrayfield as a result of Third Party Agreement											
181		CEC's requirement for a road closure at Roseburn Terrace											
182		Edinburgh Airport Tramstop Kiosk		14,299	14,299	10,000	75,000					14,299	
183		Leith Walk - temporary white lining											
184		EW3											
185		EW4											
186		CEC's requirement - specification temporary bus shelters on George Street.											
187		Additional excavated material at Depot											
188		Contaminated Material at Carricknowe											
189		EW10											
190		EW11											
191		EW14											
192		EW17											
193		EW18											
194		EW19											
195		EW36											
196		Little King Street works required by CEC outside the Limits of Deviation											
197		Cycle path near Gyle tramstop.											
198		Gogar Roundabout Lighting.											
199		IFC Drawing changes - Balgreen bridges 22 and 22a											
200		IFC Drawing changes - Saughton Bridge											
201		IFC Drawing changes - Depot Access Bridge											
202		IFC Drawing changes - Gogarburn Culverts 1, 2 and 3											
203		IFC Drawing changes - Gogarburn Depot											
204		IFC Drawing changes - Roads, Streetlighting, Drainage Section 5B											







Project: **Edinburgh Tram Network**  
 as per: **31/10/2008**



2.09 Payment Status

PROGRESS		INVOICE							PAYMENT				
PERIOD	PROGRESS	No.	Application	Invoiced (Accepted)	DISPUTED	ADVANCE PAYMENT %	RETENTION MONEY %	OTHERS (%)	TOTAL	DUE DATE	RECEIVED ON	excluding VAT	REMARKS
Actual Performance													
		0							0				
1	MONTH	500,000	19,100,000	19,100,000	0	0	0	0	19,100,000	30/06/2008	04/06/2008	19,100,000	
May-08	ACCUM	500,000	19,100,000	19,100,000	0				19,100,000			19,100,000	
2	MONTH	1,052,000	2,289,899	2,289,899	0	0	0	0	2,289,899	15/07/2008	04/07/2008	2,289,899	
Jun-08	ACCUM	1,552,000	21,389,899	21,389,899	0				21,389,899			21,389,899	
3	MONTH	1,330,784	2,414,100	2,295,133	-118,967	0	0	0	2,295,133	11/08/2008	01/08/2008	2,295,133	
Jul-08	ACCUM	2,882,784	23,803,998	23,685,031	-118,967				23,685,031			23,685,031	
4	MONTH	1,465,472	2,048,076	2,099,228	51,151	0	0	0	2,099,228	11/09/2008	29/08/2008	2,099,228	
Aug-08	ACCUM	4,348,256	25,852,074	25,784,259	-67,815				25,784,259			25,784,259	
5	MONTH	1,046,633	868,647	739,994	-128,654	0	0	0	739,994	08/10/2008	29/09/2008	739,994	
Sep-08	ACCUM	5,394,889	26,720,722	26,524,252	-196,469				26,524,252			26,524,252	
6	MONTH	3,339,638	971,518	809,079	-162,440	0	0	0	809,079	14/11/2008	31/10/2008	809,079	
Oct-08	ACCUM	8,734,527	27,692,240	27,333,331	-358,909				27,333,331			27,333,331	
7	MONTH	-8,734,527	-27,692,240	-27,333,331	358,909	0	0	0	-27,333,331			-27,333,331	
Nov-08	ACCUM	0	0	0	0				0			0	
8	MONTH	0	0	0	0	0	0	0	0			0	
Dec-08	ACCUM	0	0	0	0				0			0	
9	MONTH	0	0	0	0	0	0	0	0			0	
Jan-09	ACCUM	0	0	0	0				0			0	
10	MONTH	0	0	0	0	0	0	0	0			0	
Feb-09	ACCUM	0	0	0	0				0			0	
11	MONTH	0	0	0	0	0	0	0	0			0	
Mar-09	ACCUM	0	0	0	0				0			0	
12	MONTH	0	0	0	0	0	0	0	0			0	
Apr-09	ACCUM	0	0	0	0				0			0	
13	MONTH	0	0	0	0	0	0	0	0			0	
May-09	ACCUM	0	0	0	0				0			0	
14	MONTH	0	0	0	0	0	0	0	0			0	
Jun-09	ACCUM	0	0	0	0				0			0	
15	MONTH	0	0	0	0	0	0	0	0			0	
Jul-09	ACCUM	0	0	0	0				0			0	
16	MONTH	0	0	0	0	0	0	0	0			0	
Aug-09	ACCUM	0	0	0	0				0			0	
17	MONTH	0	0	0	0	0	0	0	0			0	
Sep-09	ACCUM	0	0	0	0				0			0	
18	MONTH	0	0	0	0	0	0	0	0			0	
Oct-09	ACCUM	0	0	0	0				0			0	
19	MONTH	0	0	0	0	0	0	0	0			0	
Nov-09	ACCUM	0	0	0	0				0			0	
20	MONTH	0	0	0	0	0	0	0	0			0	
Dec-09	ACCUM	0	0	0	0				0			0	
21	MONTH	0	0	0	0	0	0	0	0			0	
Jan-10	ACCUM	0	0	0	0				0			0	
22	MONTH	0	0	0	0	0	0	0	0			0	
Feb-10	ACCUM	0	0	0	0				0			0	
23	MONTH	0	0	0	0	0	0	0	0			0	
Mar-10	ACCUM	0	0	0	0				0			0	
24	MONTH	0	0	0	0	0	0	0	0			0	
Apr-10	ACCUM	0	0	0	0				0			0	
25	MONTH	0	0	0	0	0	0	0	0			0	
May-10	ACCUM	0	0	0	0				0			0	
26	MONTH	0	0	0	0	0	0	0	0			0	
Jun-10	ACCUM	0	0	0	0				0			0	
27	MONTH	0	0	0	0	0	0	0	0			0	
Jul-10	ACCUM	0	0	0	0				0			0	
<b>TOTALS</b>	<b>0</b>		<b>0</b> <i>(w/o Advance Payment)</i>	<b>0</b>	<b>0</b>	<b>0</b>	<b>0</b>	<b>0</b>	<b>0</b> <i>(w/o Advance Payment)</i>			<b>27,333,331</b> <i>(w/o Advance Payment)</i>	
									<b>0</b> <i>(with Advance Payment)</i>			<b>27,333,331</b> <i>(with Advance Payment)</i>	



Project: **Edinburgh Tram Network**  
 as per: **31/10/2008**



**2.11 Monthly Report on Quality Management**

**1. Audits**

**1.1 Internal Audits**

Audit-No. and date	Number of Non-Conformance-Report or number of audit minutes	Non-Conformances	Non-Conformance cleared (date)	Corrective action
06/10/2008	08/02.	1	0	0

**1.2 External Audits (e.g. by Client)**

Audit-No. and date	Number of Non-Conformance-Report or number of audit minutes	Non-Conformances	Non-Conformance cleared (date)	Corrective action
N/A				

**2. Inspection and Testing**


Type of Work	Frequency acc. to stipulations laid down in Project Quality Plan/ lot/size	No. of lots inspected/tested		No. of lots with Non-Conformances detected				clearing cost this month (EUR)
		total	this month	total	this month	cleared total	cleared this month	
N/A		0	0	0	1	0	0	

**3. Further quality-related events during this month**

(please describe shortly)

The issues of SDS's role in BSC's ITPs, together with Format of ITPs to be resolved during Nov 2008. Outstanding ITPs to be drafted and submitted as a priority as well as the revision and re-submission of the PMP/QP.



	Project: <b>Edinburgh Tram Network</b>	
	as per: <b>31/10/2008</b>	
<b>2.12 Safety Information System - SIS</b>		

## OH&S Reporting System

### Monthly Report Construction Site

F313-4 revB

Please return the completed report to the responsible person until the 15th working day following the end of the month.

Month: **Oct-08**

Construction site: **Edinburgh Tram Network**

Org. Unit: **Bilfinger Berger Civil** Date: **31st October 2008**

Prepared by: **[REDACTED]** Phone: **[REDACTED]**

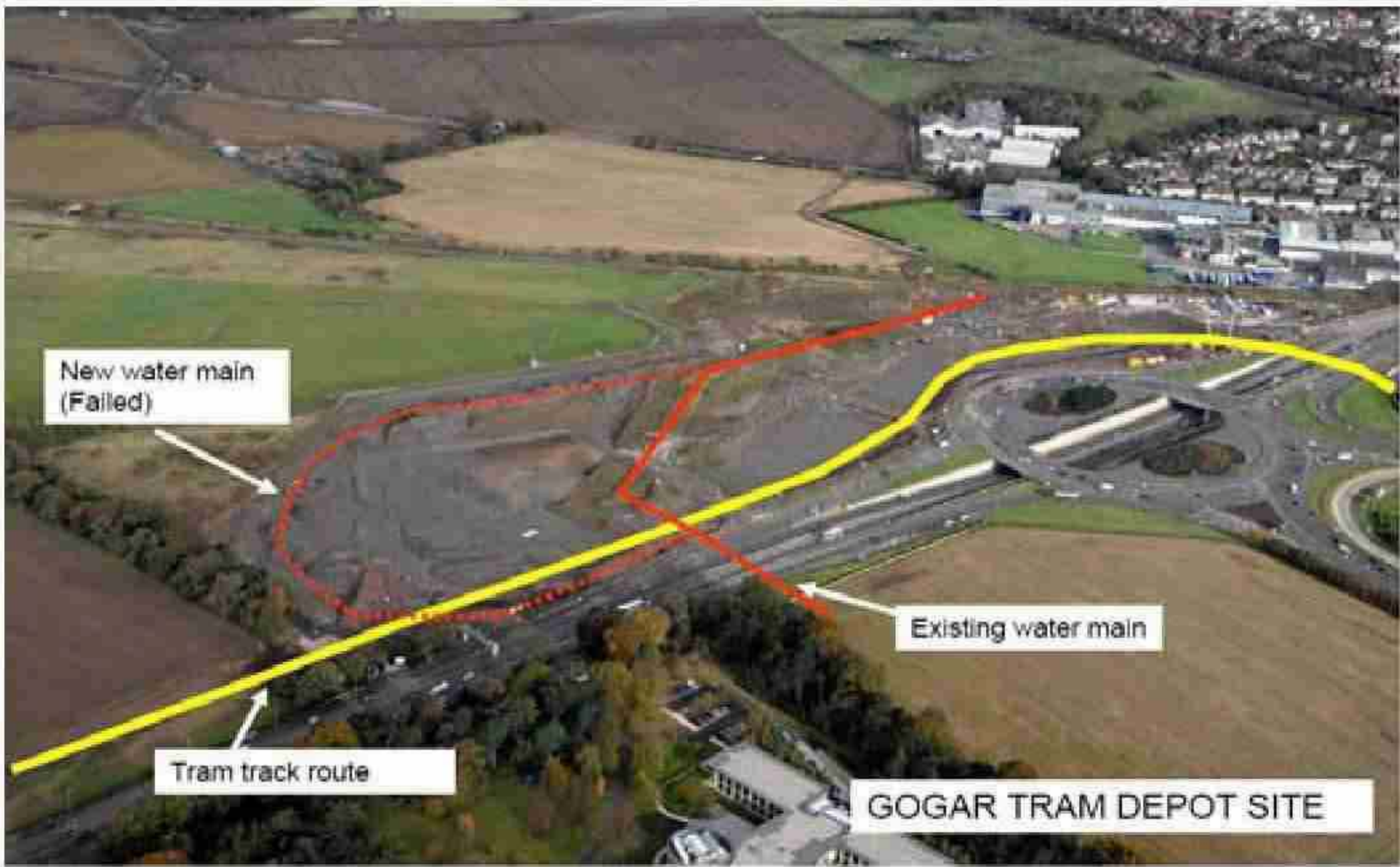

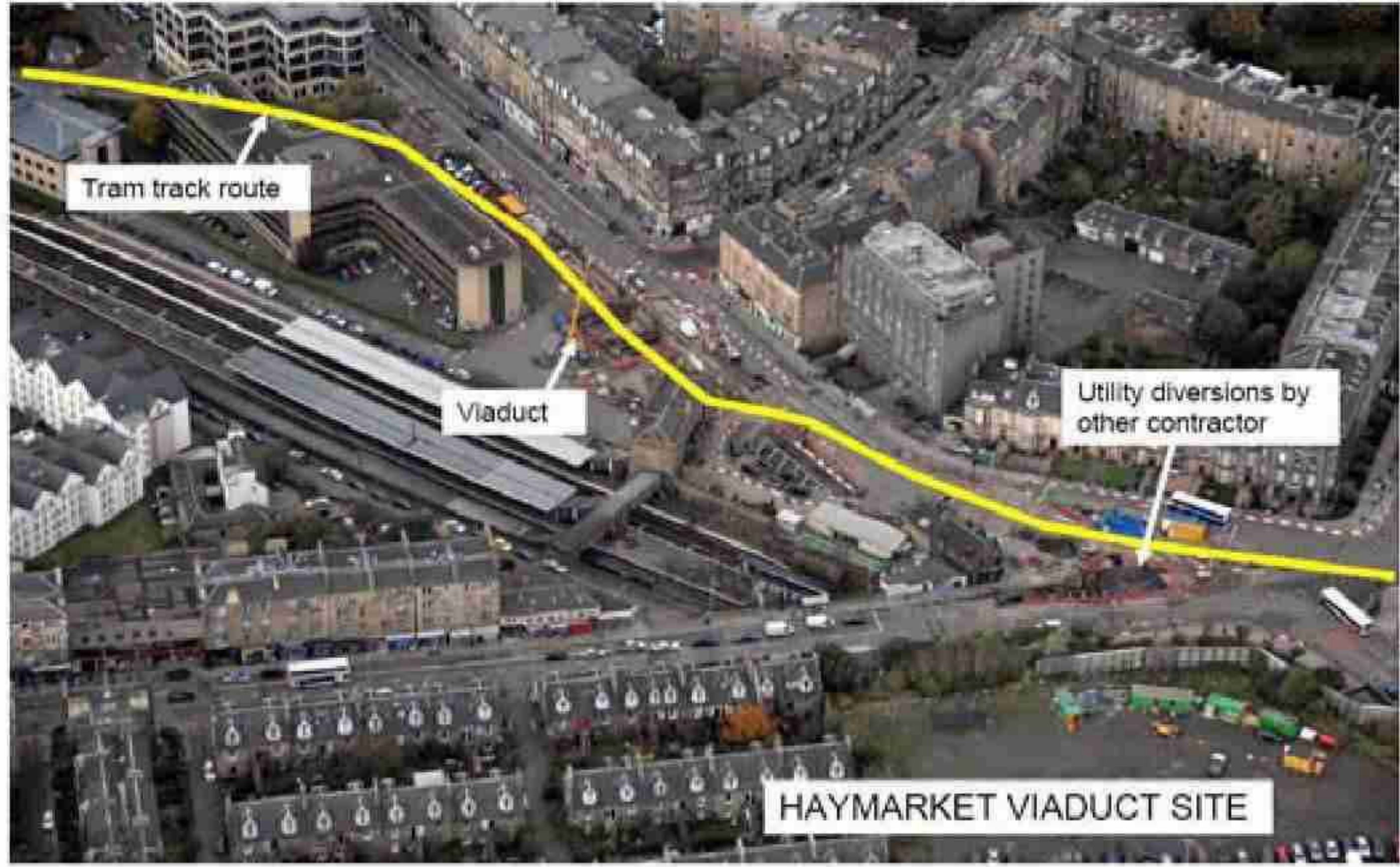
	Complete the following columns:	In case of an internal JV, the following columns have to be completed:
<input type="checkbox"/> <b>BB Civil site</b>	A, B, C	by internal JV leader: A, B, C (for own org.unit only) by internal JV partner: A, B, C (for own org.unit only)
<input checked="" type="checkbox"/> <b>External JV BB is technical leader</b>	A, B, C, D, E (whole JV)	by internal JV leader: A, B, C, D, E (but without A+B+C of the internal JV partners) by internal JV partner: A, B, C (for own org.unit only)
<input type="checkbox"/> <b>External JV BB is NOT technical leader</b>	A, B, C (only BB subcontractors)	by internal JV leader: A, B, C (for own org.unit only) by internal JV partner: A, B, C (for own org.unit only)

	BB Employees (A)	BB Workers, supervisors (B)	Sub-contractor staff (C)	JV Partner staff (D)	Staff hired by JV (E)	Sum (F)
1 Average number of site staff	46	0	50	10	25	131
2 Man-hours worked by site staff	9,130	0	10,058	1,970	4,925	26,083
3 Incidents causing injury with 1 - 3 days lost						0
4 Incidents causing injury with more than 3 days lost						0
5 Incidents causing fatality						0
6 Days lost due to incidents causing injury (1 - 3 days lost)						0
7 Days lost due to incidents causing injury (more than 3 days lost)						0
8 First Aid cases			1			1

The figures refer to the current month only!






**2.13 Project Photographs**

PICTURE-NO.	SHORT DESCRIPTION	DATE OF PICTURE
01.	 <p><i>Gogar Tram Depot Site</i></p>	27/10/08
02.	 <p><i>Edinburgh Park Bridge Site</i></p>	27/10/08
03.	 <p><i>Haymarket Viaduct Site</i></p>	27/10/08



**2.13 Project Photographs**

PICTURE-NO.	SHORT DESCRIPTION	DATE OF PICTURE
04.	 <p>HAYMARKET VIADUCT SITE</p>	29/10/08
05.	 <p>01 11 2008</p>	29/10/08
06.	 <p>01 11 2008</p>	01/11/08




*Haymarket Viaduct*

*Piling Platform Carrick Knowe Underbridge*

*Piling A 8 Underpass*



**2.13 Project Photographs**

PICTURE-NO.	SHORT DESCRIPTION	DATE OF PICTURE
07.	 <p style="text-align: right;"><i>Leith Walk</i></p>	29/10/08
08.	 <p style="text-align: right;"><i>Leith Walk Road Widening</i></p>	01/11/08
09.	 <p style="text-align: right;"><i>Fencing Edinburgh Park</i></p>	01/11/08



Project: **Edinburgh Tram Network**  
as per: **31/10/2008**



2.13 Project Photographs

PICTURE-NO.	SHORT DESCRIPTION	DATE OF PICTURE
10.	 <p data-bbox="778 1132 1346 1162"><i>Overall Main Site Office at Lochside Avenue Edinburgh Park</i></p>	01/11/08