



**THIS IS SCHEDULE PART 5 REFERRED TO IN THE
FOREGOING AGREEMENT BETWEEN TIE AND THE
INFRACO**

Infraco Contract - Schedule Part 5 (*Milestone Payment Schedule*)

Erratum Sheet

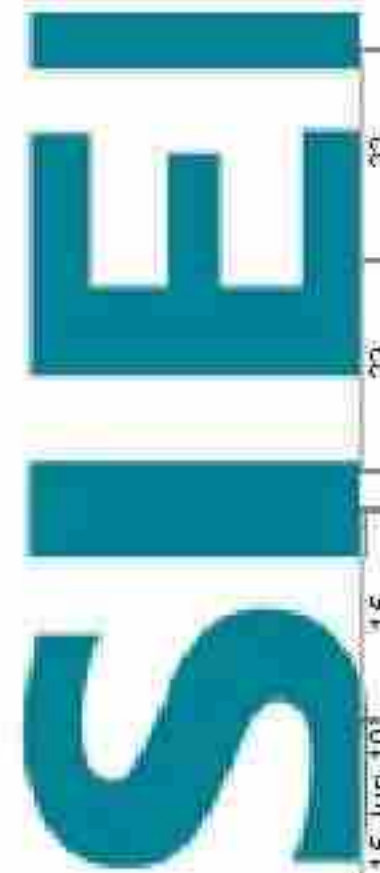
Spare Parts and Infrastructure Mobilisation amounts will be subject to indexation at the date of payment using RPIX to a maximum aggregate amount of £50,000.



Activity Name	Activity ID	Activity Name	Contract Value	% gge	Start Date	End Date	2008												Sambal	GBP
							6	7	8	9	10	11	12	13						
					Jan-08	Feb-08	Mar-08	Apr-08	May-08	Jun-08	Jul-08	Aug-08	Sep-08	Oct-08	Nov-08	Dec-08	Jan-09			
SOC Interface Month 6	MT6	SOC Interface Month 6	292,307.69	7.7%	14-Sep-08	11-Oct-08												292,308		
SOC Interface Month 7	MT7	SOC Interface Month 7	292,307.69	7.7%	14-Sep-08	08-Nov-08												292,308		
SOC Interface Month 8	MT8	SOC Interface Month 8	292,307.69	7.7%	14-Sep-08	05-Dec-08												292,308		
SOC Interface Month 9	MT9	SOC Interface Month 9	292,307.69	7.7%	14-Sep-08	02-Jan-09												292,308		
SOC Interface Month 10	MT10	SOC Interface Month 10	292,307.69	7.7%	14-Sep-08	31-Jan-09												292,308		
SOC Interface Month 11	MT11	SOC Interface Month 11	292,307.69	7.7%	14-Sep-08	28-Feb-09												292,308		
SOC Interface Month 12	MT12	SOC Interface Month 12	292,307.69	7.7%	14-Sep-08	28-Feb-09												292,308		
SOC Interface Month 13	MT13	SOC Interface Month 13	292,307.69	7.7%	14-Sep-08	25-Apr-09												292,308		
DF Installation			4,800,000.00		25-Mar-2010	16-Jul-2011	479													
DF Installation			4,800,000.00		25-Mar-2010	16-Jul-2011	479													
DF Installation			4,800,000.00		25-Mar-2010	16-Jul-2011	479													
DF Installation			4,800,000.00		25-Mar-2010	16-Jul-2011	479													
DF Installation			4,800,000.00		25-Mar-2010	16-Jul-2011	479													
DF Installation			4,800,000.00		25-Mar-2010	16-Jul-2011	479													
DF Installation			4,800,000.00		25-Mar-2010	16-Jul-2011	479													
DF Installation			4,800,000.00		25-Mar-2010	16-Jul-2011	479													
DF Installation			4,800,000.00		25-Mar-2010	16-Jul-2011	479													
DF Installation			4,800,000.00		25-Mar-2010	16-Jul-2011	479													
DF Installation			4,800,000.00		25-Mar-2010	16-Jul-2011	479													
DF Installation			4,800,000.00		25-Mar-2010	16-Jul-2011	479													
DF Installation			4,800,000.00		25-Mar-2010	16-Jul-2011	479													
DF Installation			4,800,000.00		25-Mar-2010	16-Jul-2011	479													
DF Installation			4,800,000.00		25-Mar-2010	16-Jul-2011	479													
DF Installation			4,800,000.00		25-Mar-2010	16-Jul-2011	479													
DF Installation			4,800,000.00		25-Mar-2010	16-Jul-2011	479													
DF Installation			4,800,000.00		25-Mar-2010	16-Jul-2011	479													
DF Installation			4,800,000.00		25-Mar-2010	16-Jul-2011	479													
DF Installation			4,800,000.00		25-Mar-2010	16-Jul-2011	479													
DF Installation			4,800,000.00		25-Mar-2010	16-Jul-2011	479													
DF Installation			4,800,000.00		25-Mar-2010	16-Jul-2011	479													
DF Installation			4,800,000.00		25-Mar-2010	16-Jul-2011	479													
DF Installation			4,800,000.00		25-Mar-2010	16-Jul-2011	479													
DF Installation			4,800,000.00		25-Mar-2010	16-Jul-2011	479													
DF Installation			4,800,000.00		25-Mar-2010	16-Jul-2011	479													
DF Installation			4,800,000.00		25-Mar-2010	16-Jul-2011	479													
DF Installation			4,800,000.00		25-Mar-2010	16-Jul-2011	479													
DF Installation			4,800,000.00		25-Mar-2010	16-Jul-2011	479													
DF Installation			4,800,000.00		25-Mar-2010	16-Jul-2011	479													
DF Installation			4,800,000.00		25-Mar-2010	16-Jul-2011	479													
DF Installation			4,800,000.00		25-Mar-2010	16-Jul-2011	479													
DF Installation			4,800,000.00		25-Mar-2010	16-Jul-2011	479													
DF Installation			4,800,000.00		25-Mar-2010	16-Jul-2011	479													
DF Installation			4,800,000.00		25-Mar-2010	16-Jul-2011	479													
DF Installation			4,800,000.00		25-Mar-2010	16-Jul-2011	479													
DF Installation			4,800,000.00		25-Mar-2010	16-Jul-2011	479													
DF Installation			4,800,000.00		25-Mar-2010	16-Jul-2011	479													
DF Installation			4,800,000.00		25-Mar-2010	16-Jul-2011	479													
DF Installation			4,800,000.00		25-Mar-2010	16-Jul-2011	479													
DF Installation			4,800,000.00		25-Mar-2010	16-Jul-2011	479													
DF Installation			4,800,000.00		25-Mar-2010	16-Jul-2011	479													
DF Installation			4,800,000.00		25-Mar-2010	16-Jul-2011	479													
DF Installation			4,800,000.00		25-Mar-2010	16-Jul-2011	479													
DF Installation			4,800,000.00		25-Mar-2010	16-Jul-2011	479													
DF Installation			4,800,000.00		25-Mar-2010	16-Jul-2011	479													
DF Installation			4,800,000.00		25-Mar-2010	16-Jul-2011	479													
DF Installation			4,800,000.00		25-Mar-2010	16-Jul-2011	479													
DF Installation			4,800,000.00		25-Mar-2010	16-Jul-2011	479													
DF Installation			4,800,000.00		25-Mar-2010	16-Jul-2011	479													
DF Installation			4,800,000.00		25-Mar-2010	16-Jul-2011	479													
DF Installation			4,800,000.00		25-Mar-2010	16-Jul-2011	479													
DF Installation			4,800,000.00		25-Mar-2010	16-Jul-2011	479													
DF Installation			4,800,000.00		25-Mar-2010	16-Jul-2011	479													
DF Installation			4,800,000.00		25-Mar-2010	16-Jul-2011	479													
DF Installation			4,800,000.00		25-Mar-2010	16-Jul-2011	479													
DF Installation			4,800,000.00		25-Mar-2010	16-Jul-2011	479													
DF Installation			4,800,000.00		25-Mar-2010	16-Jul-2011	479													
DF Installation			4,800,000.00		25-Mar-2010	16-Jul-2011	479													
DF Installation			4,800,000.00		25-Mar-2010	16-Jul-2011	479													
DF Installation			4,800,000.00		25-Mar-2010	16-Jul-2011	479													
DF Installation			4,800,000.00		25-Mar-2010	16-Jul-2011	479													
DF Installation			4,800,000.00		25-Mar-2010	16-Jul-2011	479													
DF Installation			4,800,000.00		25-Mar-2010	16-Jul-2011	479													
DF Installation			4,800,000.00		25-Mar-2010	16-Jul-2011	479													
DF Installation			4,800,000.00		25-Mar-2010	16-Jul-2011	479													
DF Installation			4,800,																	



Activity ID	Activity Name	Contract Value	% gge	Start Date	Profit	2008															
						6	7	8	9	10	11	12	13	2008							
L1	L2	L3	L4	L5	L6	Jan-08	Feb-08	Mar-08	Apr-08	May-08	Jun-08	Jul-08	Aug-08	Sep-08	Oct-08	Nov-08	Dec-08	Jan-09	Feb-09	Mar-09	2008
01A2 Ocean Terminal (incl. for East of the West) (exc.)																					
Substation																					
A1680	Boiler and Install Skid	63,076.76	10.8%	01-Jun-10	15																
A1681	Snagging	6,637.77	0.3%	01-Jun-10	15																
A4288	Access for Visual Inspection for E&M Train Stop Installation (OIA Newhaven Road)		0.0%	13-Mar-10	31																
A4289	Access for E&M Train Stop Installation (OIA Newhaven Road)		0.0%	15-Jun-10	31																
A4290	Install LV Power Supply and LV Power Equipment		0.0%	15-Jun-10	31																
A4300	Install Telecom Equipment		0.0%	20-Jun-10	31																
A4312	Package Test Transp.	68,904.09	21.0%	15-Aug-10	37																
A4313	Package Test Transp.	6,637.77	0.3%	25-Aug-10	37																
A4314	Package Test Transp.	6,637.77	0.3%	25-Aug-10	37																
A4315	Package Test Transp.	6,637.77	0.3%	25-Aug-10	37																
A4316	Package Test Transp.	6,637.77	0.3%	25-Aug-10	37																
A4317	Package Test Transp.	6,637.77	0.3%	25-Aug-10	37																
A4318	Package Test Transp.	6,637.77	0.3%	25-Aug-10	37																
A4319	Package Test Transp.	6,637.77	0.3%	25-Aug-10	37																
A4320	Package Test Transp.	6,637.77	0.3%	25-Aug-10	37																
A4321	Package Test Transp.	6,637.77	0.3%	25-Aug-10	37																
A4322	Package Test Transp.	6,637.77	0.3%	25-Aug-10	37																
A4323	Package Test Transp.	6,637.77	0.3%	25-Aug-10	37																
A4324	Package Test Transp.	6,637.77	0.3%	25-Aug-10	37																
A4325	Package Test Transp.	6,637.77	0.3%	25-Aug-10	37																
A4326	Package Test Transp.	6,637.77	0.3%	25-Aug-10	37																
A4327	Package Test Transp.	6,637.77	0.3%	25-Aug-10	37																
A4328	Package Test Transp.	6,637.77	0.3%	25-Aug-10	37																
A4329	Package Test Transp.	6,637.77	0.3%	25-Aug-10	37																
A4330	Package Test Transp.	6,637.77	0.3%	25-Aug-10	37																
A4331	Package Test Transp.	6,637.77	0.3%	25-Aug-10	37																
A4332	Package Test Transp.	6,637.77	0.3%	25-Aug-10	37																
A4333	Package Test Transp.	6,637.77	0.3%	25-Aug-10	37																
A4334	Package Test Transp.	6,637.77	0.3%	25-Aug-10	37																
A4335	Package Test Transp.	6,637.77	0.3%	25-Aug-10	37																
A4336	Package Test Transp.	6,637.77	0.3%	25-Aug-10	37																
A4337	Package Test Transp.	6,637.77	0.3%	25-Aug-10	37																
A4338	Package Test Transp.	6,637.77	0.3%	25-Aug-10	37																
A4339	Package Test Transp.	6,637.77	0.3%	25-Aug-10	37																
A4340	Package Test Transp.	6,637.77	0.3%	25-Aug-10	37																
A4341	Package Test Transp.	6,637.77	0.3%	25-Aug-10	37																
A4342	Package Test Transp.	6,637.77	0.3%	25-Aug-10	37																
A4343	Package Test Transp.	6,637.77	0.3%	25-Aug-10	37																
A4344	Package Test Transp.	6,637.77	0.3%	25-Aug-10	37																
A4345	Package Test Transp.	6,637.77	0.3%	25-Aug-10	37																
A4346	Package Test Transp.	6,637.77	0.3%	25-Aug-10	37																
A4347	Package Test Transp.	6,637.77	0.3%	25-Aug-10	37																
A4348	Package Test Transp.	6,637.77	0.3%	25-Aug-10	37																
A4349	Package Test Transp.	6,637.77	0.3%	25-Aug-10	37																
A4350	Package Test Transp.	6,637.77	0.3%	25-Aug-10	37																
A4351	Package Test Transp.	6,637.77	0.3%	25-Aug-10	37																
A4352	Package Test Transp.	6,637.77	0.3%	25-Aug-10	37																
A4353	Package Test Transp.	6,637.77	0.3%	25-Aug-10	37																
A4354	Package Test Transp.	6,637.77	0.3%	25-Aug-10	37																
A4355	Package Test Transp.	6,637.77	0.3%	25-Aug-10	37																
A4356	Package Test Transp.	6,637.77	0.3%	25-Aug-10	37																
A4357	Package Test Transp.	6,637.77	0.3%	25-Aug-10	37																
A4358	Package Test Transp.	6,637.77	0.3%	25-Aug-10	37																
A4359	Package Test Transp.	6,637.77	0.3%	25-Aug-10	37																
A4360	Package Test Transp.	6,637.77	0.3%	25-Aug-10	37																
A4361	Package Test Transp.	6,637.77	0.3%	25-Aug-10	37																
A4362	Package Test Transp.	6,637.77	0.3%	25-Aug-10	37																
A4363	Package Test Transp.	6,637.77	0.3%	25-Aug-10	37																
A4364	Package Test Transp.	6,637.77	0.3%	25-Aug-10	37																
A4365	Package Test Transp.	6,637.77	0.3%	25-Aug-10	37																
A4366	Package Test Transp.	6,637.77	0.3%	25-Aug-10	37																
A4367	Package Test Transp.	6,637.77	0.3%	25-Aug-10	37																
A4368	Package Test Transp.	6,637.77	0.3%	25-Aug-10	37																
A4369	Package Test Transp.	6,637.77	0.3%	25-Aug-10	37																
A4370	Package Test Transp.	6,637.77	0.3%	25-Aug-10	37																
A4371	Package Test Transp.	6,637.77	0.3%	25-Aug-10	37																
A4372	Package Test Transp.	6,637.77	0.3%	25-Aug-10	37																
A4373	Package Test Transp.	6,637.77	0.3%	25-Aug-10	37																
A4374	Package Test Transp.	6,637.77	0.3%	25-Aug-10	37																
A4375	Package Test Transp.	6,637.77	0.3%	25-Aug-10	37																
A4376	Package Test Transp.	6,637.77	0.3%	25-Aug-10	37																
A4377	Package Test Transp.	6,637.77	0.3%	25-Aug-10	37																
A4378	Package Test Transp.	6,637.77	0.3%	25-Aug-10	37																
A4379	Package Test Transp.	6,637.77	0.3%	25-Aug-10	37																
A4380	Package Test Transp.	6,637.77	0.3%	25-Aug-10	37																
A4381	Package Test Transp.	6,637.77	0.3%	25-Aug-10	37																
A4382	Package Test Transp.	6,637.77	0.3%	25-Aug-10	37																
A4383	Package Test Transp.	6,637.77	0.3%	25-Aug-10	37																
A4384	Package Test Transp.	6,637.77	0.3%</																		



Activity Name	Activity Name	Contract Value	% gmp	Start Date		2011												2011 Subtotal GBP	
				1	2	40	41	42	43	44	45	46	47	48	49	50	51		52
						29-Jun-2011	29-Jun-2011	29-Jun-2011	29-Jun-2011	29-Jun-2011	29-Jun-2011	29-Jun-2011	29-Jun-2011	29-Jun-2011	29-Jun-2011	29-Jun-2011	29-Jun-2011	29-Jun-2011	
Leahy terms Substation																			
A14880	Drinker and install Shaker	85,995.75	10.0%	15-Jun-10	15-Jun-10	15													
A43288	Shaping	163,877	0.0%	13-May-10	13-May-10	31													
A43290	Access for visual inspection for EGM Train Stop installation (OIA Newhaven Road)	-	0.0%	15-Jun-10	15-Jun-10	1													
A43300	Install LV Power Supply and LV Power Equipment	-	0.0%	20-Jun-10	20-Jun-10	36													
A43310	Install Telecom Equipment	-	0.0%	18-Aug-10	18-Aug-10	30													
A43315	Package Test Translop	68,884.98	21.0%	25-Aug-10	25-Aug-10	35													
A14900	Shaping	1,995.01	0.0%	01-Sep-10	01-Sep-10	35													
Substation																			
A43289	Order REC supply from Scottish Power	453,195.67	100%	09-Feb-10	24-Sep-10	28													
A43292	Completion of overhead	82,188.31	18.1%	16-Feb-10	16-Feb-10	26													
A43293	Shaping	82,188.31	18.1%	16-Apr-10	16-Apr-10	32													
A43294	Shaping	1,601.39	0.4%	03-Jun-10	03-Jun-10	43													
A54833	Access for visual inspection for EGM Substation installation (OIA Leahy Road)	-	0.0%	04-Mar-10	04-Mar-10	1													
A54880	Power lifted from Public Net available inc HV cable	-	0.0%	04-Jun-10	04-Jun-10	31													
A54900	Install LV Power Supply and LV Power Equipment	-	0.0%	04-Jun-10	04-Jun-10	32													
A55000	Install LV Power Supply and LV Power Equipment	-	0.0%	04-Jun-10	04-Jun-10	32													
A55110	Installation of TFS Equipment	-	0.0%	23-Jul-10	23-Jul-10	21													
A55200	Install Telecom and Stacks	-	0.0%	05-Sep-10	05-Sep-10	48													
A55210	Testing and Commissioning	284,225.90	62.7%	16-Aug-10	24-Sep-10	35													
A55220	Shaping	2,070.97	0.5%	05-Sep-10	24-Sep-10	35													
01A2 Ocean Terminal (inc to front of the walk way)																			
01A3 Ocean Terminal (inc to Ocean Drive (rec))																			
01A3 Ocean Terminal (inc to Ocean Drive (rec))																			
01A3 Ocean Terminal (inc to Ocean Drive (rec))																			
01A3 Ocean Terminal (inc to Ocean Drive (rec))																			
01A3 Ocean Terminal (inc to Ocean Drive (rec))																			
01A3 Ocean Terminal (inc to Ocean Drive (rec))																			
01A3 Ocean Terminal (inc to Ocean Drive (rec))																			
01A3 Ocean Terminal (inc to Ocean Drive (rec))																			
01A3 Ocean Terminal (inc to Ocean Drive (rec))																			
01A3 Ocean Terminal (inc to Ocean Drive (rec))																			
01A3 Ocean Terminal (inc to Ocean Drive (rec))																			
01A3 Ocean Terminal (inc to Ocean Drive (rec))																			
01A3 Ocean Terminal (inc to Ocean Drive (rec))																			
01A3 Ocean Terminal (inc to Ocean Drive (rec))																			
01A3 Ocean Terminal (inc to Ocean Drive (rec))																			
01A3 Ocean Terminal (inc to Ocean Drive (rec))																			
01A3 Ocean Terminal (inc to Ocean Drive (rec))																			
01A3 Ocean Terminal (inc to Ocean Drive (rec))																			
01A3 Ocean Terminal (inc to Ocean Drive (rec))																			
01A3 Ocean Terminal (inc to Ocean Drive (rec))																			
01A3 Ocean Terminal (inc to Ocean Drive (rec))																			
01A3 Ocean Terminal (inc to Ocean Drive (rec))																			
01A3 Ocean Terminal (inc to Ocean Drive (rec))																			
01A3 Ocean Terminal (inc to Ocean Drive (rec))																			
01A3 Ocean Terminal (inc to Ocean Drive (rec))																			
01A3 Ocean Terminal (inc to Ocean Drive (rec))																			
01A3 Ocean Terminal (inc to Ocean Drive (rec))																			
01A3 Ocean Terminal (inc to Ocean Drive (rec))																			
01A3 Ocean Terminal (inc to Ocean Drive (rec))																			
01A3 Ocean Terminal (inc to Ocean Drive (rec))																			
01A3 Ocean Terminal (inc to Ocean Drive (rec))																			
01A3 Ocean Terminal (inc to Ocean Drive (rec))																			
01A3 Ocean Terminal (inc to Ocean Drive (rec))																			
01A3 Ocean Terminal (inc to Ocean Drive (rec))																			
01A3 Ocean Terminal (inc to Ocean Drive (rec))																			
01A3 Ocean Terminal (inc to Ocean Drive (rec))																			
01A3 Ocean Terminal (inc to Ocean Drive (rec))																			
01A3 Ocean Terminal (inc to Ocean Drive (rec))																			
01A3 Ocean Terminal (inc to Ocean Drive (rec))																			
01A3 Ocean Terminal (inc to Ocean Drive (rec))																			
01A3 Ocean Terminal (inc to Ocean Drive (rec))																			
01A3 Ocean Terminal (inc to Ocean Drive (rec))																			
01A3 Ocean Terminal (inc to Ocean Drive (rec))																			
01A3 Ocean Terminal (inc to Ocean Drive (rec))																			
01A3 Ocean Terminal (inc to Ocean Drive (rec))																			
01A3 Ocean Terminal (inc to Ocean Drive (rec))																			
01A3 Ocean Terminal (inc to Ocean Drive (rec))																			
01A3 Ocean Terminal (inc to Ocean Drive (rec))																			
01A3 Ocean Terminal (inc to Ocean Drive (rec))																			
01A3 Ocean Terminal (inc to Ocean Drive (rec))																			
01A3 Ocean Terminal (inc to Ocean Drive (rec))																			
01A3 Ocean Terminal (inc to Ocean Drive (rec))																			
01A3 Ocean Terminal (inc to Ocean Drive (rec))																			
01A3 Ocean Terminal (inc to Ocean Drive (rec))																			
01A3 Ocean Terminal (inc to Ocean Drive (rec))																			
01A3 Ocean Terminal (inc to Ocean Drive (rec))																			
01A3 Ocean Terminal (inc to Ocean Drive (rec))																			
01A3 Ocean Terminal (inc to Ocean Drive (rec))																			
01A3 Ocean Terminal (inc to Ocean Drive (rec))																			
01A3 Ocean Terminal (inc to Ocean Drive (rec))																			
01A3 Ocean Terminal (inc to Ocean Drive (rec))																			
01A3 Ocean Terminal (inc to Ocean Drive (rec))																			
01A3 Ocean Terminal (inc to Ocean Drive (rec))																			
01A3 Ocean Terminal (inc to Ocean Drive (rec))																			
01A3 Ocean Terminal (inc to Ocean Drive (rec))																			
01A3 Ocean Terminal (inc to Ocean Drive (rec))																			
01A3 Ocean Terminal (inc to Ocean Drive (rec))																			
01A3 Ocean Terminal (inc to Ocean Drive (rec))																			
01A3 Ocean Terminal (inc to Ocean Drive (rec))																			
01A3 Ocean Terminal (inc to Ocean Drive (rec))																			
01A3 Ocean Terminal (inc to Ocean Drive (rec))																			
01A3 Ocean Terminal (inc to Ocean Drive (rec))																			
01A3 Ocean Terminal (inc to Ocean Drive (rec))																			
01A3 Ocean Terminal (inc to Ocean Drive (rec))																			
01A3 Ocean Terminal (inc to Ocean Drive (rec))																			
01A3 Ocean Terminal (inc to Ocean Drive (rec))																			
01A3 Ocean Terminal (inc to Ocean Drive (rec))																			
01A3 Ocean Terminal (inc to Ocean Drive (rec))																			
01A3 Ocean Terminal (inc to Ocean Drive (rec))																			
01A3 Ocean Terminal (inc to Ocean Drive (rec))																			
01A3 Ocean Terminal (inc to Ocean Drive (rec))																			
01A3 Ocean Terminal (inc to Ocean Drive (rec))				</															



Activity Name	Activity ID	L1	L2	L3	L4	L5	Unit	Contract Value	% gge	Start Date	Profit	2008												Sambal	GBP
												1	2	3	4	5	6	7	8	9	10	11	12		
01B1 Foot of the Walk (inc) to McDonald Road (exc)							14	6,107,491.44	0.0%	15-Jul-2008		31-Aug-2010	7/8	7	36		25,015	149,127	314,863	333,623	6,405	332,018	1,161,361		
01B2 Foot of the Walk (inc) to McDonald Road (exc)							15	2,465,708.16	0.5%	15-Jul-2008		15-May-2010	6/4	7	32		25,015	149,127	314,863	333,623	6,405	253,845	1,085,178		
01B3 Foot of the Walk (inc) to McDonald Road (exc)							16	302,883.44	100%	05-Aug-08		15-Sep-09	4/05	8	24				86,599	86,599		1,749	174,947		
01B4 Foot of the Walk (inc) to McDonald Road (exc)							17	85,606.68	0.0%	23-Apr-08		23-Apr-08	4/05	17	17										
01B5 Foot of the Walk (inc) to McDonald Road (exc)							18	86,598.68	28.8%	21-Sep-08		04-Nov-08	4/05	10	11				86,599	86,599		1,749	86,599		
01B6 Foot of the Walk (inc) to McDonald Road (exc)							19	57,722.45	19.1%	15-Jun-09		29-Jun-09	15	19	20										
01B7 Foot of the Walk (inc) to McDonald Road (exc)							20	88,904.99	22.8%	05-Sep-09		15-Sep-09	3	20	21										
01B8 Foot of the Walk (inc) to McDonald Road (exc)							21	1,748.47	0.5%	04-Aug-09		01-Sep-09	29	21	22										
01B9 Foot of the Walk (inc) to McDonald Road (exc)							22	284,272.90	65.1%	04-Aug-09		08-Sep-09	38	21	22										
01B10 Foot of the Walk (inc) to McDonald Road (exc)							23	668.01	0.0%	29-Mar-09		26-Mar-09	1	20	20										
01B11 Foot of the Walk (inc) to McDonald Road (exc)							24	2,870.97	0.7%	06-Oct-08		06-Oct-08	1	10	10										
01B12 Foot of the Walk (inc) to McDonald Road (exc)							25	436,253.07	100%	15-Jul-08		15-May-10	6/4	7	32			74,081	74,081	74,081	1,497	149,669			
01B13 Foot of the Walk (inc) to McDonald Road (exc)							26	74,081.21	17.0%	05-Aug-08		15-Jul-08	8	7	7										
01B14 Foot of the Walk (inc) to McDonald Road (exc)							27	74,081.21	17.0%	13-Sep-08		13-Sep-08	38	8	9										
01B15 Foot of the Walk (inc) to McDonald Road (exc)							28	1,496.59	0.3%	05-Nov-08		05-Nov-08	54	11	11										
01B16 Foot of the Walk (inc) to McDonald Road (exc)							29		0.0%	05-Nov-08		05-Nov-08	54	11	11										
01B17 Foot of the Walk (inc) to McDonald Road (exc)							30	284,272.90	65.1%	02-Mar-10		23-Mar-10	22	29	29										
01B18 Foot of the Walk (inc) to McDonald Road (exc)							31	284,272.90	65.1%	29-Apr-10		19-Mar-10	22	31	31										
01B19 Foot of the Walk (inc) to McDonald Road (exc)							32	668.01	0.0%	05-Sep-08		05-Sep-08	22	30	31										
01B20 Foot of the Walk (inc) to McDonald Road (exc)							33	2,870.97	0.7%	06-Oct-08		06-Oct-08	1	10	10										
01B21 Foot of the Walk (inc) to McDonald Road (exc)							34	2,870.97	0.7%	06-Oct-08		06-Oct-08	1	10	10										
01B22 Foot of the Walk (inc) to McDonald Road (exc)							35	25,893.06	100%	12-Dec-08		30-Mar-09	10/0	13	18										
01B23 Foot of the Walk (inc) to McDonald Road (exc)							36	75,603.01	33.4%	12-Dec-08		05-Feb-09	5/7	13	15										
01B24 Foot of the Walk (inc) to McDonald Road (exc)							37	3,692.07	1.5%	16-Dec-08		16-Dec-08	2	13	13										
01B25 Foot of the Walk (inc) to McDonald Road (exc)							38	992.90	0.4%	05-Jan-09		05-Jan-09	19	13	14										
01B26 Foot of the Walk (inc) to McDonald Road (exc)							39	86,457.28	29.4%	18-Dec-08		18-Dec-08	19	13	14										
01B27 Foot of the Walk (inc) to McDonald Road (exc)							40	3,692.07	1.5%	21-Jun-09		21-Jun-09	8	14	14										
01B28 Foot of the Walk (inc) to McDonald Road (exc)							41	3,692.07	1.5%	05-Feb-09		05-Feb-09	3	15	15										
01B29 Foot of the Walk (inc) to McDonald Road (exc)							42	3,692.07	1.5%	05-Feb-09		05-Feb-09	1	15	15										
01B30 Foot of the Walk (inc) to McDonald Road (exc)							43	74,743.32	33.1%	05-Mar-09		30-Mar-09	2/0	16	18										
01B31 Foot of the Walk (inc) to McDonald Road (exc)							44	3,692.07	1.5%	05-Mar-09		05-Mar-09	2	16	16										
01B32 Foot of the Walk (inc) to McDonald Road (exc)							45	992.90	0.4%	11-Mar-09		11-Mar-09	3	16	16										
01B33 Foot of the Walk (inc) to McDonald Road (exc)							46	86,457.28	29.4%	18-Mar-09		18-Mar-09	4	16	16										
01B34 Foot of the Walk (inc) to McDonald Road (exc)							47	3,692.07	1.5%	25-Mar-09		25-Mar-09	3	16	16										
01B35 Foot of the Walk (inc) to McDonald Road (exc)							48	3,692.07	1.5%	30-Mar-09		30-Mar-09	1	17	17										
01B36 Foot of the Walk (inc) to McDonald Road (exc)							49	566,623.61	100%	31-Mar-09		26-Jun-09	8/0	17	21										
01B37 Foot of the Walk (inc) to McDonald Road (exc)							50	13,845.27	2.4%	31-Mar-09		14-May-09	4/5	17	17										
01B38 Foot of the Walk (inc) to McDonald Road (exc)							51	7,148.73	1.3%	02-Apr-09		08-Apr-09	7	17	17										
01B39 Foot of the Walk (inc) to McDonald Road (exc)							52	124,607.38	22.0%	09-Apr-09		21-Apr-09	13	17	17										
01B40 Foot of the Walk (inc) to McDonald Road (exc)							53	124,607.38	22.0%	22-Apr-09		06-May-09	15	17	17										
01B41 Foot of the Walk (inc) to McDonald Road (exc)							54	27,690.53	4.9%	12-May-09		11-May-09	15	18	18										
01B42 Foot of the Walk (inc) to McDonald Road (exc)							55	2,868.21	0.5%	12-May-09		14-May-09	3	18	18										
01B43 Foot of the Walk (inc) to McDonald Road (exc)							56	266,892.06	48.4%	15-May-09		26-Jun-09	4/3	18	21										
01B44 Foot of the Walk (inc) to McDonald Road (exc)							57	124,607.38	22.0%	22-May-09		21-May-09	7	18	18										
01B45 Foot of the Walk (inc) to McDonald Road (exc)							58	124,607.38	22.0%	04-Jun-09		03-Jun-09	13	18	18										
01B46 Foot of the Walk (inc) to McDonald Road (exc)							59	13,845.27	2.4%	09-Jun-09		17-Jun-09	14	19	19										
01B47 Foot of the Walk (inc) to McDonald Road (exc)							60	13,845.27	2.4%	25-Jun-09		25-Jun-09	3	20	20										
01B48 Foot of the Walk (inc) to McDonald Road (exc)							61	2,737.02	0.5%	25-Jun-09		26-Jun-09	1	20	20										
01B49 Foot of the Walk (inc) to McDonald Road (exc)							62	124,607.38	22.0%	01-Jul-09		15-Sep-09	6	8	11										
01B50 Foot of the Walk (inc) to McDonald Road (exc)							63	2,015.28	0.3%	05-Aug-08		05-Aug-08	14	8	8										
01B51 Foot of the Walk (inc) to McDonald Road (exc)							64	2,737.02	0.5%	11-Aug-08		11-Aug-08	17	8	8										
01B52 Foot of the Walk (inc) to McDonald Road (exc)							65	2,737.02	0.5%	01-Sep-08		01-Sep-08	14	8	8										
01B53 Foot of the Walk (inc) to McDonald Road (exc)							66	2,737.02	0.5%	05-Aug-08		05-Aug-08	14	8	8										
01B54 Foot of the Walk (inc) to McDonald Road (exc)							67	2,737.02	0.5%	11-Aug-08		11-Aug-08	17	8	8										


L1	L2	L3	L4	L5	Activity Name	Contract Value	Margin	Start Date	Prog	2009												Subtotal
										14	15	16	17	18	19	20	21	22	23	24	25	
						Year Period		Period End														
						31-Jan-2009		2009												2009		
						28-Feb-2009		2009												Subtotal		
						25-Mar-2009		2009												02-Jun-2010		
						23-Apr-2009		2009												05-Dec-2009		
						20-Jun-2009		2009												07-Nov-2009		
						18-Jul-2009		2009												10-Oct-2009		
						15-Aug-2009		2009												12-Sep-2009		
						13-Oct-2009		2009												15-Nov-2009		
						10-Nov-2009		2009												12-Dec-2009		
						08-Dec-2009		2009												10-Jan-2010		
						06-Jan-2010		2010												08-Feb-2010		
						04-Feb-2010		2010												06-Mar-2010		
						02-Mar-2010		2010												04-Apr-2010		
						31-Mar-2010		2010												31-May-2010		
						29-Apr-2010		2010												29-Jun-2010		
						27-May-2010		2010												27-Aug-2010		
						25-Jun-2010		2010												25-Sep-2010		
						23-Jul-2010		2010												23-Oct-2010		
						21-Aug-2010		2010												21-Nov-2010		
						19-Sep-2010		2010												19-Dec-2010		
						17-Oct-2010		2010												17-Jan-2011		
						15-Nov-2010		2010												15-Feb-2011		
						13-Dec-2010		2010												13-May-2011		
						11-Jan-2011		2011												11-Apr-2011		
						09-Feb-2011		2011												09-May-2011		
						07-Mar-2011		2011												07-Jun-2011		
						05-Apr-2011		2011												05-Jul-2011		
						03-May-2011		2011												03-Aug-2011		
						01-Jun-2011		2011												01-Sep-2011		
						30-Jun-2011		2011												30-Sep-2011		
						29-Jul-2011		2011												29-Oct-2011		
						27-Aug-2011		2011												27-Nov-2011		
						25-Sep-2011		2011												25-Dec-2011		
						23-Oct-2011		2011												23-Jan-2012		
						21-Nov-2011		2011												21-Feb-2012		
						19-Dec-2011		2011												19-May-2012		
						17-Jan-2012		2012												17-Aug-2012		
						15-Feb-2012		2012												15-Nov-2012		
						13-Mar-2012		2012												13-Jun-2012		
						11-Apr-2012		2012												11-Jul-2012		
						09-May-2012		2012												09-Aug-2012		
						07-Jun-2012		2012												07-Sep-2012		
						05-Jul-2012		2012												05-Oct-2012		
						03-Aug-2012		2012												03-Nov-2012		
						01-Sep-2012		2012												01-Dec-2012		
						30-Sep-2012		2012												30-Nov-2012		
						29-Oct-2012		2012												29-Jan-2013		
						27-Nov-2012		2012												27-Feb-2013		
						25-Dec-2012		2012												25-Mar-2013		
						23-Jan-2013		2013												23-Jun-2013		
						21-Feb-2013		2013												21-Sep-2013		
						19-Mar-2013		2013												19-Dec-2013		
						17-Apr-2013		2013												17-Jul-2013		
						15-May-2013		2013												15-Aug-2013		
						13-Jun-2013		2013												13-Sep-2013		
						11-Jul-2013		2013												11-Oct-2013		
						09-Aug-2013		2013												09-Nov-2013		
						07-Sep-2013		2013												07-Dec-2013		
						05-Oct-2013		2013												05-Jan-2014		
						03-Nov-2013		2013												03-Feb-2014		
						01-Dec-2013		2013												01-May-2014		
						30-Dec-2013		2013												31-Jul-2014		
						29-Jan-2014		2014												29-Apr-2014		
						27-Feb-2014		2014												27-Jul-2014		
						25-Mar-2014		2014												25-Jun-2014		
						23-Apr-2014		2014												23-Sep-2014		
						21-May-2014		2014												21-Oct-2014		
						19-Jun-2014		2014												19-Nov-2014		
						17-Jul-2014		2014												17-Dec-2014		
						15-Aug-2014		2014												15-Jan-2015		
						13-Sep-2014		2014												13-Apr-2015		
						11-Oct-2014		2014												11-Jul-2015		
						09-Nov-2014		2014												09-Aug-2015		
						07-Dec-2014		2014												07-May-2015		
						05-Jan-2015		2015												05-Sep-2015		
						03-Feb-2015		2015												03-Oct-2015		
						01-Mar-2015		2015												01-Nov-2015		
						31-Mar-2015		2015												31-Jul-2015		
						29-Apr-2015		2015												29-Aug-2015		
						27-May-2015		2015												27-Sep-2015		
						25-Jun-2015		2015												25-Oct-2015		
						23-Jul-2015		2015												23-Jan-2016		
						21-Aug-2015		2015												21-May-2016		
						19-Sep-2015		2015												19-Feb-2016		
						17-Oct-2015		2015												17-Jul-2016		
						15-Nov-2015		2015												15-Apr-2016		
						13-Dec-2015		2015												13-Nov-2016		
						11-Jan-2016		2016												11-Jun-2016		
						09-Feb-2016		2016												09-Jul-2016		
						07-Mar-2016		2016												07-Dec-2016		
						05-Apr-2016		2016												05-Jan-2017		
						03-May-2016		2016												03-Sep-2016		
						01-Jun-2016		2016												01-Oct-2016		
						30-Jun-2016		2016												30-Nov-2016		
						29-Jul-2016		2016												29-Jan-2017		
						27-Aug-2016		2016												27-May-2017		
						25-Sep-2016		2016												25-Sep-2017		
						23-Oct-2016		2016												23-Feb-2018		
						21-Nov-2016		2016												21-Jun-2018		
						19-Dec-2016		2016												19-Nov-2018		
						17-Jan-2017		2017												17-Apr-2019		
						15-Feb-2017		2017												15-Jul-2019		
						13-Mar-2017		2017												13-Oct-2019		
						11-Apr-2017		2017												11-Jan-2020		
						09-May-2017		2017												09-Apr-2020		
						07-Jun-2017		2017												07-Mar-2020		
						05-Jul-2017		2017												05-Jun-2020		
						03-Aug-2017		2017												03-May-2021		
						01-Sep-2017		2017												01-Aug-2021		
						30-Sep-2017		2017												30-Jul-2021		
						29-Oct-2017		2017												29-Jun-2022		
						27-Nov-2017		2017												27-Sep-2022		
						25-Dec-2017		2017												25-Oct-2022		
						23-Jan-2018		2018												23-Jul-2023		
						21-Feb-2018		2018												21-Nov-2023		
						19-Mar-2018		2018												19-Feb-2024		
						17-Apr-2018		2018												17-May-2024		
						15-May-2018		2018												15-Jun-2024		
						13-Jun-2018		2018												13-Jul-2024		
						11-Jul-2018		2018												11-Aug-2024		
						09-Aug-2018		2018												09-Sep-2024		
						07-Sep-2018		2018												07-Oct-2024		
						05-Oct-2018		2018												05-Nov-2024		
						03-Nov-2018		2018												03-Dec-2024		
						01-Dec-2018		2018												01-Jan-2025		
						30-Dec-2018		2018												30-Feb-2025		
						29-Jan-2019		2019												29-Mar-2025		
						27-Feb-2019		2019												27-Jun-2025		
						25-Mar-2019		2019												25-Sep-2025		
						23-Apr-2019		2019												23-Dec-2025		
						21-May-2019		2019												21-Feb-2026		
						19-Jun-2019		2019												19-Jul-2026		
						17-Jul-2019		2019												17-Aug-2026		
						15-Aug-2019		2019												15-Sep-2026		
						13-Sep-2019		2019												13-Oct-2026		
						11-Oct-2019		2019												11-Nov-2026		
						09-Nov-2019		2019												09-Dec-2026		
						07-Dec-2019		2019												07-Jan-2027		
						05-Jan-2020		2020												05-Feb-2027		
						03-Feb-2020		2020												03-Mar-2027		
						01-Mar-2020		2020												01-Apr-2027		
						31-Mar-2020		2020												31-May-2027		
						29-Apr-2020		2020												29-Jul-2027		
						27-May-2020		2020												27-Sep-2027		
						25-Jun-2020		2020												25-Oct-2027		
						23-Jul-2020		2020												23-Jan-2028		
						21-Aug-2020		2020												21-May-2028		
						19-Sep-2020		2020												19-Sep-2028		
						17-Oct-2020		2020												17-Feb-2029		
						15-Nov-2020		2020												15-Jun-2029		
						13-Dec-2020		2020												13-Oct-2029		
						11-Jan-2021		2021												11-Jul-2030		
						09-Feb-2021		2021												09-Nov-2030		
						07-Mar-2021		2021												07-Dec-2030		
						05-Apr-2021		2021												05-Jan-2031		
						03-May-2021		2021												03-Sep-2031		
						01-Jun-2021		2021												01-Oct-2031		
						30-Jun-2021		2021												30-Nov-2031		
						29-Jul-2021		2021												29-Jan-2032		
						27-Aug-2021		2021												27-May-2032		
						25-Sep-2021		2021												25-Sep-2032		
						23-Oct-2021		2021												23-Feb-2033		
						21-Nov-2021		2021												21-Jun-2033		
						19-Dec-2021		2021												19-Nov-2033		
						17-Jan-2022		2022												17-Apr-2034		
						15-Feb-2022		2022												15-Jul-2034		
						13-Mar-2022		2022												13-Oct-2034		
						11-Apr-2022		2022												11-Jan-2035		
						09-May-2022		2022												09-Apr-2035		
						07-Jun-2022		2022												07-Mar-2035		
						05-Jul-2022		2022												05-Jun-2035		
						03-Aug-2022		2022												03-May-2036		
						01-Sep-2022		2022												01-Aug-2036		
						30-Sep-2022		2022												30-Jul-2036		
						29-Oct-2022		2022												29-Jun-2037		
						27-Nov-2022		2022												27-Sep-2037		
						25-Dec-2022		2022												25-Oct-2037		
						23-Jan-2023		2023												23-Jul-2038		
						21-Feb-2023		2023												21-Nov-2038		
						19-Mar-2023		2023												19-Feb-2039		
						17-Apr-2023		2023												17-May-2039		
						15-May-2023		2023												15-Jun-2039		
						13-Jun-2023		2023												13-Jul-2039		
						11-Jul-2023		2023												11-Aug-2039		
						09-Aug-2023		2023												09-Sep-2039		
						07-Sep-2023		2023												07-Oct-2039		
						05-Oct-2023		2023												05-Nov-2039		
						03-Nov-2023		2023												03-Dec-2039		
						01-Dec-2023		2														



L1	L2	L3	L4	L5	Activity Name	Contract Value	% gip	Start Date	Finish Date	2011												Saturnal GBP				
										40	41	42	43	44	45	46	47	48	49	50	51		52			
										29-Jan-2011	26-Feb-2011	26-Mar-2011	23-Apr-2011	21-May-2011	18-Jun-2011	16-Jul-2011	13-Aug-2011	10-Sep-2011	08-Oct-2011	05-Nov-2011	3-Dec-2011					
01B Foot of the Walk (inc.) to McDonald Road (exc.) Foot of the Walk to McDonald Road (exc.)						6,707,191.44	0.0%	15-Jul-2008	31-Aug-2010	7	7	30	30													
E & M Installations						1,233,986.89	100%	30-Jun-10	31-Aug-10	63	33	36	36													
Overhead Catenary Lines - One Half						381,381.23	30.9%	30-Jun-10	18-Aug-10	34	33	36	36													
Shagging						6,400.73	0.5%	14-Jul-10	14-Jul-10	3	35	36	36													
Install Electrical Cables						151,303.21	12.1%	26-Jun-10	13-Aug-10	17	34	34	34													
Install Fibre Optic Cables						151,303.21	12.1%	26-Jun-10	13-Aug-10	17	34	34	34													
Install Signaling Voltage Equipment						151,303.21	12.1%	26-Jun-10	13-Aug-10	17	34	34	34													
Install Signaling Current Equipment						151,303.21	12.1%	26-Jun-10	13-Aug-10	17	34	34	34													
Access for E&M works installation (01B)						151,303.21	12.1%	30-Jun-10	30-Jun-10	1	33	33	33													
Access to cable pits for cable laying (01B)							0.0%	28-Jul-10	28-Jul-10	1	34	34	34													
Access to cable pits for cable laying (01B)							0.0%	28-Jul-10	28-Jul-10	1	34	34	34													
Access to cable pits for cable laying (01B)							0.0%	28-Jul-10	28-Jul-10	1	34	34	34													
Shagging						5,133.26	0.3%	28-Jul-10	28-Jul-10	1	34	34	34													
01B2 Foot of the Walk (01B) to Estuary Street (exc.) Foot of the Walk (01B) to Estuary Street (exc.)						2,856,498.16	0.0%	15-Jul-2008	19-May-2010	674	7	7	32													
Transpans						302,833.44	100%	08-Aug-08	15-Sep-09	406	8	8	24													
Order REC Supply							0.0%	30-Apr-09	30-Apr-09	1	18	18	18													
Civil Engineering and Building Works						65,668.69	0.0%	23-Apr-09	23-Apr-09	1	17	17	17													
Civil Engineering and Building Works						66,588.68	28.9%	21-Sep-08	04-Nov-08	48	10	11	11													
Shagging						1,148.47	0.5%	15-Jun-09	29-Jun-09	15	19	20	20													
Driver and install Shelter						57,732.45	19.1%	15-Jun-09	29-Jun-09	15	19	20	21													
Shagging						683.16	0.2%	05-Sep-09	15-Sep-09	8	20	21	21													
Package Feed Transpans						68,844.99	27.8%	04-Aug-09	01-Sep-09	27	22	22	22													
Transpans						68,844.99	27.8%	04-Aug-09	01-Sep-09	27	22	22	22													
Install Telecom Equipment							0.0%	04-Aug-09	08-Sep-09	28	21	22	22													
Transpans							0.0%	04-Aug-09	08-Sep-09	28	21	22	22													
Access for E&M Train Stop installation (01B Foot of the Walk)							0.0%	29-Jun-09	29-Jun-09	1	20	20	20													
Access for visual inspection for E&M Train Stop installation (01B Foot of the Walk)							0.0%	29-Jun-09	29-Jun-09	1	19	19	19													
Shagging						686.01	0.3%	29-Jun-09	29-Jun-09	1	19	19	19													
Substation						436,756.07	100%	15-Jul-08	19-May-10	674	7	7	32													
Order REC supply from Scottish Power							0.0%	15-Jul-08	15-Jul-08	1	7	7	7													
Civil Engineering and Building Works						74,081.21	17.0%	05-Aug-08	12-Sep-08	38	8	9	9													
Completion of envelope						74,081.21	17.0%	13-Sep-08	04-Nov-08	54	9	11	11													
Shagging						1,488.59	0.3%	05-Nov-08	05-Nov-08	11	11	11	11													
Shagging							0.0%	05-Nov-08	05-Nov-08	11	11	11	11													
Shagging							0.0%	16-Mar-10	26-Apr-10	44	29	31	31													
Install LV Power Supply and LV Power Equipment							0.0%	02-Mar-10	23-Mar-10	22	29	29	29													
Tearing and Commissioning						284,225.90	65.1%	28-Apr-10	19-May-10	22	31	31	31													
Install Telecom and Start							0.0%	05-Apr-10	26-Apr-10	22	31	31	31													
Install E&M Train Stop installation (01B Leath Walk)							0.0%	05-Apr-10	26-Apr-10	22	31	31	31													
Access for visual inspection for E&M Substation installation (01B Leath Walk)							0.0%	05-Apr-10	06-Apr-10	1	10	10	10													
Shagging						2,870.97	0.7%	05-Apr-10	06-Apr-10	1	10	10	10													
Trackwork						225,833.95	100%	12-Dec-08	30-Mar-09	109	13	13	13													
Establish Traffic Management & Temp. Fencing						75,939.01	33.6%	12-Dec-08	15-Feb-09	57	13	13	13													
Excavate box						3,042.07	1.3%	15-Feb-09	17-Dec-08	2	13	13	13													
Track							0.0%	15-Feb-09	17-Dec-08	2	13	13	13													
Excavate and construct O&L bases						992.90	0.4%	18-Dec-08	05-Jan-09	19	13	14	14													
Set Track (50m)						86,457.28	38.4%	21-Jan-09	28-Jan-09	8	14	14	14													
Street Surface finishes and cure						3,692.07	1.6%	03-Feb-09	05-Feb-09	3	15	15	15													
Remove fencing and Traffic Management						755.50	0.3%	05-Feb-09	05-Feb-09	1	15	15	15													
Shagging							0.0%	09-Feb-09	04-Mar-09	24	15	17	17													
Establish Traffic Management & Temp. Fencing						3,932.07	1.7%	10-Feb-09	10-Feb-09	2	15	15	15													
Excavate and construct O&L bases						992.90	0.4%	13-Feb-09	17-Feb-09	5	15	15	15													
Set Track (50m)						86,457.28	38.4%	18-Feb-09	23-Feb-09	6	15	15	15													
Place upper concrete and cure						3,692.07	1.6%	27-Feb-09	02-Mar-09	5	15	15	15													
Street Surface finishes						755.50	0.3%	04-Mar-09	04-Mar-09	1	16	16	16													
Shagging							0.0%	05-Mar-09	30-Mar-09	26	16	16	16													
Establish Traffic Management & Temp. Fencing						3,932.07	1.7%	05-Mar-09	06-Mar-09	2	16	16	16													
Excavate box						992.90	0.4%	11-Mar-09	13-Mar-09	3	16	16	16													
Excavate and construct O&L bases						992.90	0.4%	11-Mar-09	13-Mar-09	3	16	16	16													
Set Track (50m)						86,457.28	38.4%	19-Mar-09	19-Mar-09	4	16	16	16													
Place upper concrete and cure						3,692.07	1.6%	25-Mar-09	27-Mar-09	3	16	16	16													
Street Surface finishes						755.50	0.3%	30-Mar-09	30-Mar-09	1	17	17	17													
Shagging							0.0%	31-Mar-09	26-Jun-09	88	17	17	17													
Establish Traffic Management & Temp. Fencing						13,845.27	2.1%	31-Mar-09	01-Apr-09	2	17	17	17													
Excavate box						7,446.73	1.3%	02-Apr-09	08-Apr-09	7	17	17	17													
Excavate and construct O&L bases						7,446.73	1.3%	02-Apr-09	08-Apr-09	7	17	17	17													
Set Track (250m)						124,807.39	22.0%	05-Apr-09	21-Apr-09	13	17	17	17													
Place upper concrete and cure						27,890.53	4.8%	12-May-09	11-May-09	15	18	18	18													
Street Surface finishes						2,869.21	0.5%	14-May-09	14-May-09	3	18	18	18													
Shagging							0.0%	15-May-09	26-Jun-09	43	18	19	19													
Excavate box						124,807.39	22.0%	22-May-09	03-Jun-09	13	18	18	18													
Place upper concrete and cure						124,807.39	22.0%	04-Jun-09	17-Jun-09	14	19	19	19													
Street Surface finishes						13,845.27	2.1%	09-Jun-09	25-Jun-09	14	19	19	19													
Shagging							0.0%																			


L1	L2	L3	L4	L5	Activity Name	Contract Value	Margin	Start Date	End Date	14	15	16	17	18	19	20	21	22	23	24	25	26	2009	Subtotal		
																									31-Jan-2009	28-Feb-2009
					Highways			18-Sep-08	03-Sep-08	17	9															
					Highways			18-Sep-08	05-Sep-08	9	9															
					Highways			28-Aug-08	12-Sep-08	16	9															
					Highways			04-Sep-08	11-Sep-08	8	9															
					Highways			04-Sep-08	11-Sep-08	8	9															
					Highways			15-Sep-08	15-Sep-08	1	10															
					Highways			15-Sep-08	15-Sep-08	1	10															
					Highways			16-Sep-08	28-Oct-08	43	10	12														
					Highways			17-Sep-08	17-Sep-08	2	10	10														
					Highways			18-Sep-08	01-Oct-08	14	10	10														
					Highways			18-Sep-08	01-Oct-08	14	10	10														
					Highways			20-Sep-08	15-Oct-08	17	10	10														
					Highways			20-Sep-08	15-Oct-08	17	10	10														
					Highways			20-Sep-08	20-Oct-08	11	10	11														
					Highways			27-Oct-08	27-Oct-08	18	10	11														
					Highways			27-Oct-08	27-Oct-08	18	10	11														
					Highways			28-Oct-08	28-Oct-08	1	11	11														
					Highways			28-Oct-08	28-Oct-08	1	11	11														
					Highways			28-Oct-08	28-Oct-08	1	11	11														
					Highways			11-Dec-08	11-Dec-08	1	13	13														
					Highways			11-Dec-08	11-Dec-08	1	13	13														
					Highways			11-Dec-08	11-Dec-08	1	13	13														
					Highways			11-Dec-08	11-Dec-08	1	13	13														
					Highways			11-Dec-08	11-Dec-08	1	13	13														
					Highways			11-Dec-08	11-Dec-08	1	13	13														
					Highways			11-Dec-08	11-Dec-08	1	13	13														
					Highways			11-Dec-08	11-Dec-08	1	13	13														
					Highways			11-Dec-08	11-Dec-08	1	13	13														
					Highways			11-Dec-08	11-Dec-08	1	13	13														
					Highways			11-Dec-08	11-Dec-08	1	13	13														
					Highways			11-Dec-08	11-Dec-08	1	13	13														
					Highways			11-Dec-08	11-Dec-08	1	13	13														
					Highways			11-Dec-08	11-Dec-08	1	13	13														
					Highways			11-Dec-08	11-Dec-08	1	13	13														
					Highways			11-Dec-08	11-Dec-08	1	13	13														
					Highways			11-Dec-08	11-Dec-08	1	13	13														
					Highways			11-Dec-08	11-Dec-08	1	13	13														
					Highways			11-Dec-08	11-Dec-08	1	13	13														
					Highways			11-Dec-08	11-Dec-08	1	13	13														
					Highways			11-Dec-08	11-Dec-08	1	13	13														
					Highways			11-Dec-08	11-Dec-08	1	13	13														
					Highways			11-Dec-08	11-Dec-08	1	13	13														
					Highways			11-Dec-08	11-Dec-08	1	13	13														
					Highways			11-Dec-08	11-Dec-08	1	13	13														
					Highways			11-Dec-08	11-Dec-08	1	13	13														
					Highways			11-Dec-08	11-Dec-08	1	13	13														
					Highways			11-Dec-08	11-Dec-08	1	13	13														
					Highways			11-Dec-08	11-Dec-08	1	13	13														
					Highways			11-Dec-08	11-Dec-08	1	13	13														
					Highways			11-Dec-08	11-Dec-08	1	13	13														
					Highways			11-Dec-08	11-Dec-08	1	13	13														
					Highways			11-Dec-08	11-Dec-08	1	13	13														
					Highways			11-Dec-08	11-Dec-08	1	13	13														
					Highways			11-Dec-08	11-Dec-08	1	13	13														
					Highways			11-Dec-08	11-Dec-08	1	13	13														
					Highways			11-Dec-08	11-Dec-08	1	13	13														
					Highways			11-Dec-08	11-Dec-08	1	13	13														
					Highways			11-Dec-08	11-Dec-08	1	13	13														
					Highways			11-Dec-08	11-Dec-08	1	13	13														
					Highways			11-Dec-08	11-Dec-08	1	13	13														
					Highways			11-Dec-08	11-Dec-08	1	13	13														
					Highways			11-Dec-08	11-Dec-08	1	13	13														
					Highways			11-Dec-08	11-Dec-08	1	13	13														
					Highways			11-Dec-08	11-Dec-08	1	13	13														
					Highways			11-Dec-08	11-Dec-08	1	13	13														
					Highways			11-Dec-08	11-Dec-08	1	13	13														
					Highways			11-Dec-08	11-Dec-08	1	13	13														
					Highways			11-Dec-08	11-Dec-08	1	13	13														
					Highways			11-Dec-08	11-Dec-08	1	13	13														
					Highways			11-Dec-08	11-Dec-08	1	1															

L1	L2	L3	L4	L5	Activity Name	Contract Value	%	Start Date	Prog	2010												Subtotal		
										27	28	29	30	31	32	33	34	35	36	37	38		39	
						Period End						Period End						GBP						
08B3 Leith Walk Railway Bridge (S/B)																								
					Highways	119,414.84	0.0%	18-Sep-08	17															
					Highways	103,441.84	0.0%	18-Sep-08	17															
					Highways	103,441.84	0.0%	18-Sep-08	17															
					Highways	103,441.84	0.0%	18-Sep-08	17															
					Highways	103,441.84	0.0%	18-Sep-08	17															
					Highways	103,441.84	0.0%	18-Sep-08	17															
					Highways	103,441.84	0.0%	18-Sep-08	17															
					Highways	103,441.84	0.0%	18-Sep-08	17															
					Highways	103,441.84	0.0%	18-Sep-08	17															
					Highways	103,441.84	0.0%	18-Sep-08	17															
					Highways	103,441.84	0.0%	18-Sep-08	17															
					Highways	103,441.84	0.0%	18-Sep-08	17															
					Highways	103,441.84	0.0%	18-Sep-08	17															
					Highways	103,441.84	0.0%	18-Sep-08	17															
					Highways	103,441.84	0.0%	18-Sep-08	17															
					Highways	103,441.84	0.0%	18-Sep-08	17															
					Highways	103,441.84	0.0%	18-Sep-08	17															
					Highways	103,441.84	0.0%	18-Sep-08	17															
					Highways	103,441.84	0.0%	18-Sep-08	17															
					Highways	103,441.84	0.0%	18-Sep-08	17															
					Highways	103,441.84	0.0%	18-Sep-08	17															
					Highways	103,441.84	0.0%	18-Sep-08	17															
					Highways	103,441.84	0.0%	18-Sep-08	17															
					Highways	103,441.84	0.0%	18-Sep-08	17															
					Highways	103,441.84	0.0%	18-Sep-08	17															
					Highways	103,441.84	0.0%	18-Sep-08	17															
					Highways	103,441.84	0.0%	18-Sep-08	17															
					Highways	103,441.84	0.0%	18-Sep-08	17															
					Highways	103,441.84	0.0%	18-Sep-08	17															
					Highways	103,441.84	0.0%	18-Sep-08	17															
					Highways	103,441.84	0.0%	18-Sep-08	17															
					Highways	103,441.84	0.0%	18-Sep-08	17															
					Highways	103,441.84	0.0%	18-Sep-08	17															
					Highways	103,441.84	0.0%	18-Sep-08	17															
					Highways	103,441.84	0.0%	18-Sep-08	17															
					Highways	103,441.84	0.0%	18-Sep-08	17															
					Highways	103,441.84	0.0%	18-Sep-08	17															
					Highways	103,441.84	0.0%	18-Sep-08	17															
					Highways	103,441.84	0.0%	18-Sep-08	17															
					Highways	103,441.84	0.0%	18-Sep-08	17															
					Highways	103,441.84	0.0%	18-Sep-08	17															
					Highways	103,441.84	0.0%	18-Sep-08	17															
					Highways	103,441.84	0.0%	18-Sep-08	17															
					Highways	103,441.84	0.0%	18-Sep-08	17															
					Highways	103,441.84	0.0%	18-Sep-08	17															
					Highways	103,441.84	0.0%	18-Sep-08	17															
					Highways	103,441.84	0.0%	18-Sep-08	17															
					Highways	103,441.84	0.0%	18-Sep-08	17															
					Highways	103,441.84	0.0%	18-Sep-08	17															
					Highways	103,441.84	0.0%	18-Sep-08	17															
					Highways	103,441.84	0.0%	18-Sep-08	17															
					Highways	103,441.84	0.0%	18-Sep-08	17															
					Highways	103,441.84	0.0%	18-Sep-08	17															
					Highways	103,441.84	0.0%	18-Sep-08	17															
					Highways	103,441.84	0.0%	18-Sep-08	17															
					Highways	103,441.84	0.0%	18-Sep-08	17															
					Highways	103,441.84	0.0%	18-Sep-08	17															
					Highways	103,441.84	0.0%	18-Sep-08	17															
					Highways	103,441.84	0.0%	18-Sep-08	17															
					Highways	103,441.84	0.0%	18-Sep-08	17															
					Highways	103,441.84	0.0%	18-Sep-08	17															
					Highways	103,441.84	0.0%	18-Sep-08	17															
					Highways	103,441.84	0.0%	18-Sep-08	17															
					Highways	103,441.84	0.0%	18-Sep-08	17															
					Highways	103,441.84	0.0%	18-Sep-08	17															
					Highways	103,441.84	0.0%	18-Sep-08	17															
					Highways	103,441.84	0.0%	18-Sep-08	17															
					Highways	103,441.84	0.0%	18-Sep-08	17															
					Highways	103,441.84	0.0%	18-Sep-08	17															
					Highways	103,441.84	0.0%	18-Sep-08	17															
					Highways	103,441.84	0.0%	18-Sep-08	17															
					Highways	103,441.84	0.0%	18-Sep-08	17															
					Highways	103,441.84	0.0%	18-Sep-08	17															
					Highways	103,441.84	0.0%</																	



Year	40	41	42	43	44	45	46	47	48	49	50	51	52	2011
Period	29-Jan-2011	26-Feb-2011	26-Mar-2011	23-Apr-2011	21-May-2011	18-Jun-2011	16-Jul-2011	13-Aug-2011	10-Sep-2011	08-Oct-2011	05-Nov-2011	03-Dec-2011	31-Dec-2011	Saturnal GBP
004														
005														
006														
007														
008														
009														
010														
011														
012														
013														
014														
015														
016														
017														
018														
019														
020														
021														
022														
023														
024														
025														
026														
027														
028														
029														
030														
031														
032														
033														
034														
035														
036														
037														
038														
039														
040														
041														
042														
043														
044														
045														
046														
047														
048														
049														
050														
051														
052														
053														
054														
055														
056														
057														
058														
059														
060														
061														
062														
063														
064														
065														
066														
067														
068														
069														
070														
071														
072														
073														
074														
075														
076														
077														
078														
079														
080														
081														
082														
083														
084														
085														
086														
087														
088														
089														
090														
091														
092														
093														
094														
095														
096														
097														
098														
099														
100														

Contract Value	% g	Start Date	Prog
315,930.45	43.7%	16-Sep-08	43
109,441.84	34.7%	16-Sep-08	10
93,897.29	20.0%	16-Sep-08	10
75,045.63	59.4%	11-Sep-08	9
25,015.28	13.8%	15-Sep-08	10
1,833.40	1.0%	15-Sep-08	10
315,930.45	43.7%	28-Oct-08	43
109,441.84	34.7%	17-Sep-08	10
93,897.29	20.0%	16-Sep-08	10
75,045.63	59.4%	11-Sep-08	9
25,015.28	13.8%	15-Sep-08	10
1,833.40	1.0%	15-Sep-08	10
315,930.45	43.7%	29-Oct-08	44
109,441.84	34.7%	17-Sep-08	10
93,897.29	20.0%	16-Sep-08	10
75,045.63	59.4%	11-Sep-08	9
25,015.28	13.8%	15-Sep-08	10
1,833.40	1.0%	15-Sep-08	10
1,473,221.38	63.8%	27-Nov-2008	63.8
586,027.61	100%	24-Sep-09	169
300,760.53	51.4%	24-Sep-09	10
13,845.27	2.3%	26-Sep-09	2
62,520.00	10.7%	05-Oct-09	2
1,467.73	0.2%	05-Oct-09	10
124,607.39	21.3%	14-Oct-09	10
124,607.39	21.3%	23-Oct-09	14
14,807.39	2.6%	28-Oct-09	14
7,689.31	1.3%	11-Nov-09	3
265,667.08	46.9%	16-Nov-09	115
124,607.39	22.6%	17-Nov-09	2
124,607.39	22.6%	27-Nov-09	25
124,607.39	22.6%	01-Dec-10	14
124,607.39	22.6%	05-Dec-10	29
13,845.27	2.4%	10-Mar-10	1
2,737.02	0.5%	10-Mar-10	1
226,939.44	40.7%	27-Nov-08	169
124,607.39	22.6%	11-Mar-10	2
5,238.11	0.9%	15-Mar-10	29
2,958.69	0.5%	17-Mar-10	29
49,842.96	8.8%	17-Mar-10	3
49,842.96	8.8%	19-Mar-10	29
49,842.96	8.8%	25-Mar-10	29
11,076.21	2.0%	31-Mar-10	7
1,473.22	0.3%	01-Apr-10	6
1,473.22	0.3%	06-Apr-10	30
1,473.22	0.3%	06-Apr-10	30
106,242.63	19.1%	13-Jun-09	2
49,842.96	8.8%	09-Apr-10	5
49,842.96	8.8%	13-Apr-10	30
49,842.96	8.8%	20-Apr-10	30
49,842.96	8.8%	23-Apr-10	7
5,238.11	0.9%	25-Apr-10	31
1,118.81	0.2%	25-Apr-10	1
679,040.33	119.8%	27-Nov-08	169
300,760.53	51.4%	24-Sep-09	10
16,814.32	3.0%	05-May-10	6
16,814.32	3.0%	12-May-10	31
16,814.32	3.0%	13-May-10	8
16,814.32	3.0%	13-May-10	13
8,407.16	1.5%	13-May-10	31
8,407.16	1.5%	25-May-10	32
140,539.87	24.5%	01-Jun-10	16
140,539.87	24.5%	16-Jun-10	32
3,443.08	0.6%	22-Jun-10	33
3,443.08	0.6%	22-Jun-10	34
319,020.49	56.4%	13-Jan-09	27
140,539.87			




L1	L2	L3	L4	L5	Activity ID	Activity Name	Start Date	End Date	Progress	Contract Value	Margin	2009												Subtotal			
												14	15	16	17	18	19	20	21	22	23	24	25		26		
							31-Jan-2009	28-Feb-2009	28-Mar-2009	25-Apr-2009	23-May-2009	20-Jun-2009	18-Jul-2009	15-Aug-2009	12-Sep-2009	10-Oct-2009	07-Nov-2009	05-Dec-2009			02-Jan-2010						
							3,700,131	302,063,341	1,00%	18	19	3,700	86,599	86,599	1,017,175	1,017,175	2,016	2,016	2,016	2,016	2,016	2,016	2,016	2,016			
Highways							18	19																			
Highways 1B																											
Tramstop																											
01C1 McDonald Road (inc) to Pricanby Street																											
01C2 McDonald Road (inc) to Pricanby Street																											
01C3 Pricanby Place (inc) to St. Annas Square (exc)																											
Trackwork																											
01C1 McDonald Road (inc) to Pricanby Street																											
01C2 McDonald Road (inc) to Pricanby Street																											
01C3 Pricanby Place (inc) to St. Annas Square (exc)																											



L1	L2	L3	L4	L5	Activity ID	Activity Name	Contract Value	Margin	Start Date	Prog	14	15	16	17	18	19	20	21	22	23	24	25	26	2009 Subtotal GBP		
																									2009 Period	2009 Period End
					A6900	Revised Works	-	0.0%	13-Mar-09	17	-	-	-	-	-	-	-	-	-	-	-	-	-	-		
					A6910	White Lines	-	0.0%	26-Mar-09	1	-	-	-	-	-	-	-	-	-	-	-	-	-	-		
					A6920	Street Lighting / Traffic Signals / Road Signs	-	0.0%	20-Mar-09	9	-	-	-	-	-	-	-	-	-	-	-	-	-	-		
					A6930	Plane of wearing course	-	0.0%	19-Mar-09	1	-	-	-	-	-	-	-	-	-	-	-	-	-	-		
					A6940	Remove fencing and Traffic Management	9,008.28	49.5%	27-Mar-09	1	-	-	-	-	-	-	-	-	-	-	-	-	-	-	9,008	
					A6950	Snapping	18,189	1.0%	27-Mar-09	1	-	-	-	-	-	-	-	-	-	-	-	-	-	-	18,189	
					A7000	Establish Traffic Management & Temp. Fencing	9,008.28	49.5%	23-Apr-09	2	-	-	-	-	-	-	-	-	-	-	-	-	-	-	-	9,008
					A7010	Excavate for new channel and kerb line / remove existing kerbs	-	0.0%	08-Sep-09	7	-	-	-	-	-	-	-	-	-	-	-	-	-	-	-	-
					A7020	Construct kerb lines	-	0.0%	15-Sep-09	7	-	-	-	-	-	-	-	-	-	-	-	-	-	-	-	-
					A7030	Reset Gullies	-	0.0%	10-Sep-09	7	-	-	-	-	-	-	-	-	-	-	-	-	-	-	-	-
					A7040	Surface new channel	-	0.0%	12-Sep-09	7	-	-	-	-	-	-	-	-	-	-	-	-	-	-	-	-
					A7050	Street Lighting / Traffic Signals / Road Signs	-	0.0%	16-Sep-09	21	-	-	-	-	-	-	-	-	-	-	-	-	-	-	-	-
					A7060	Remove fencing and Traffic Management	9,008.28	49.5%	24-Sep-09	9	-	-	-	-	-	-	-	-	-	-	-	-	-	-	-	-
					A7070	Snapping	18,189	1.0%	07-Oct-09	1	-	-	-	-	-	-	-	-	-	-	-	-	-	-	-	-
					A7080	Establish Traffic Management & Temp. Fencing	9,008.28	49.5%	23-Apr-09	2	-	-	-	-	-	-	-	-	-	-	-	-	-	-	-	-
					A7090	Excavate for new channel and kerb line / remove existing kerbs	-	0.0%	08-Sep-09	7	-	-	-	-	-	-	-	-	-	-	-	-	-	-	-	-
					A7100	Construct kerb lines	-	0.0%	15-Sep-09	7	-	-	-	-	-	-	-	-	-	-	-	-	-	-	-	-
					A7110	Reset Gullies	-	0.0%	10-Sep-09	7	-	-	-	-	-	-	-	-	-	-	-	-	-	-	-	-
					A7120	Surface new channel	-	0.0%	12-Sep-09	7	-	-	-	-	-	-	-	-	-	-	-	-	-	-	-	-
					A7130	Street Lighting / Traffic Signals / Road Signs	-	0.0%	16-Sep-09	21	-	-	-	-	-	-	-	-	-	-	-	-	-	-	-	-
					A7140	Remove fencing and Traffic Management	9,008.28	49.5%	24-Sep-09	9	-	-	-	-	-	-	-	-	-	-	-	-	-	-	-	-
					A7150	Snapping	18,189	1.0%	07-Oct-09	1	-	-	-	-	-	-	-	-	-	-	-	-	-	-	-	-
					A7160	Establish Traffic Management & Temp. Fencing	9,008.28	49.5%	23-Apr-09	2	-	-	-	-	-	-	-	-	-	-	-	-	-	-	-	-
					A7170	Excavate for new channel and kerb line / remove existing kerbs	-	0.0%	08-Sep-09	7	-	-	-	-	-	-	-	-	-	-	-	-	-	-	-	-
					A7180	Construct kerb lines	-	0.0%	15-Sep-09	7	-	-	-	-	-	-	-	-	-	-	-	-	-	-	-	-
					A7190	Reset Gullies	-	0.0%	10-Sep-09	7	-	-	-	-	-	-	-	-	-	-	-	-	-	-	-	-
					A7200	Surface new channel	-	0.0%	12-Sep-09	7	-	-	-	-	-	-	-	-	-	-	-	-	-	-	-	-
					A7210	Street Lighting / Traffic Signals / Road Signs	-	0.0%	16-Sep-09	21	-	-	-	-	-	-	-	-	-	-	-	-	-	-	-	-
					A7220	Remove fencing and Traffic Management	9,008.28	49.5%	24-Sep-09	9	-	-	-	-	-	-	-	-	-	-	-	-	-	-	-	-
					A7230	Snapping	18,189	1.0%	07-Oct-09	1	-	-	-	-	-	-	-	-	-	-	-	-	-	-	-	-
					A7240	Establish Traffic Management & Temp. Fencing	9,008.28	49.5%	23-Apr-09	2	-	-	-	-	-	-	-	-	-	-	-	-	-	-	-	-
					A7250	Excavate for new channel and kerb line / remove existing kerbs	-	0.0%	08-Sep-09	7	-	-	-	-	-	-	-	-	-	-	-	-	-	-	-	-
					A7260	Construct kerb lines	-	0.0%	15-Sep-09	7	-	-	-	-	-	-	-	-	-	-	-	-	-	-	-	-
					A7270	Reset Gullies	-	0.0%	10-Sep-09	7	-	-	-	-	-	-	-	-	-	-	-	-	-	-	-	-
					A7280	Surface new channel	-	0.0%	12-Sep-09	7	-	-	-	-	-	-	-	-	-	-	-	-	-	-	-	-
					A7290	Street Lighting / Traffic Signals / Road Signs	-	0.0%	16-Sep-09	21	-	-	-	-	-	-	-	-	-	-	-	-	-	-	-	-
					A7300	Remove fencing and Traffic Management	9,008.28	49.5%	24-Sep-09	9	-	-	-	-	-	-	-	-	-	-	-	-	-	-	-	-
					A7310	Snapping	18,189	1.0%	07-Oct-09	1	-	-	-	-	-	-	-	-	-	-	-	-	-	-	-	-
					A7320	Establish Traffic Management & Temp. Fencing	9,008.28	49.5%	23-Apr-09	2	-	-	-	-	-	-	-	-	-	-	-	-	-	-	-	-
					A7330	Excavate for new channel and kerb line / remove existing kerbs	-	0.0%	08-Sep-09	7	-	-	-	-	-	-	-	-	-	-	-	-	-	-	-	-
					A7340	Construct kerb lines	-	0.0%	15-Sep-09	7	-	-	-	-	-	-	-	-	-	-	-	-	-	-	-	-
					A7350	Reset Gullies	-	0.0%	10-Sep-09	7	-	-	-	-	-	-	-	-	-	-	-	-	-	-	-	-
					A7360	Surface new channel	-	0.0%	12-Sep-09	7	-	-	-	-	-	-	-	-	-	-	-	-	-	-	-	-
					A7370	Street Lighting / Traffic Signals / Road Signs	-	0.0%	16-Sep-09	21	-	-	-	-	-	-	-	-	-	-	-	-	-	-	-	-
					A7380	Remove fencing and Traffic Management	9,008.28	49.5%	24-Sep-09	9	-	-	-	-	-	-	-	-	-	-	-	-	-	-	-	-
					A7390	Snapping	18,189	1.0%	07-Oct-09	1	-	-	-	-	-	-	-	-	-	-	-	-	-	-	-	-
					A7400	Establish Traffic Management & Temp. Fencing	9,008.28	49.5%	23-Apr-09	2	-	-	-	-	-	-	-	-	-	-	-	-	-	-	-	-
					A7410	Excavate for new channel and kerb line / remove existing kerbs	-	0.0%	08-Sep-09	7	-	-	-	-	-	-	-	-	-	-	-	-	-	-	-	-
					A7420	Construct kerb lines	-	0.0%	15-Sep-09	7	-	-	-	-	-	-	-	-	-	-	-	-	-	-	-	-
					A7430	Reset Gullies	-	0.0%	10-Sep-09	7	-	-	-	-	-	-	-	-	-	-	-	-	-	-	-	-
					A7440	Surface new channel	-	0.0%	12-Sep-09	7	-	-	-	-	-	-	-	-	-	-	-	-	-	-	-	-
					A7450	Street Lighting / Traffic Signals / Road Signs	-	0.0%	16-Sep-09	21	-	-	-	-	-	-	-	-	-	-	-	-	-	-	-	-
					A7460	Remove fencing and Traffic Management	9,008.28	49.5%	24-Sep-09	9	-	-	-	-	-	-	-	-	-	-	-	-	-	-	-	-
					A7470	Snapping	18,189	1.0%	07-Oct-09	1	-	-	-	-	-	-	-	-	-	-	-	-	-	-	-	-
					A7480	Establish Traffic Management & Temp. Fencing	9,008.28	49.5%	23-Apr-09	2	-	-	-	-	-	-	-	-	-	-	-	-	-	-	-	-
					A7490	Excavate for new channel and kerb line / remove existing kerbs	-	0.0%	08-Sep-09	7	-	-	-	-	-	-	-	-	-	-	-	-	-	-	-	-
					A7500	Construct kerb lines	-	0.0%	15-Sep-09	7	-	-	-	-	-	-	-	-	-	-	-	-	-	-	-	-
					A7510	Reset Gullies	-	0.0%	10-Sep-09	7	-	-	-	-	-	-	-	-	-	-	-	-	-	-	-	-
					A7520	Surface new channel	-	0.0%	12-Sep-09	7	-	-	-	-	-	-	-	-	-	-	-	-	-	-	-	-
					A7530	Street Lighting / Traffic Signals / Road Signs	-	0.0%	16-Sep-09	21	-	-	-	-	-	-	-	-	-	-	-	-	-	-	-	-
					A7540	Remove fencing and Traffic Management	9,008.28	49.5%	24-Sep-09	9	-	-	-	-	-	-	-	-	-	-	-	-	-	-	-	-
					A7550	Snapping	18,189	1.0%	07-Oct-09	1	-	-	-	-	-	-	-	-	-	-	-	-	-	-	-	-
					A7560	Establish Traffic Management & Temp. Fencing	9,008.28	49.5%	23-Apr-09	2	-	-	-	-	-	-	-	-	-	-	-	-	-	-	-	-



L1	L2	L3	L4	L5	Activity ID	Activity Name	Contract Value	% g/g	Start Date	Profit	2008												Sambal GBP		
											6	7	8	9	10	11	12	13							
											Jan-08	Feb-08	Mar-08	Apr-08	May-08	Jun-08	Jul-08	Aug-08	Sep-08	Oct-08	Nov-08	Dec-08	Jan-09		
													Trackwork												
													Phase 1 - 1st Half												
A120					Excavate and construct OLE bases	686.60	2.9%	08-Sep-08	2																
A140					Set Track (40m)		0.0%	23-Apr-09	2																
A150					Place upper concrete and cure	26,276.45	87.0%	23-Apr-09	3																
A160					Street Surface Finishes	2,819.61	9.7%	28-Sep-09	3																
A170					Snagging	301.97	1.0%	05-Oct-08	5																
													Phase 6a - 2nd Half												
A170					Excavate box	29,140.96	0.0%	23-Apr-09	1																
A170					Remove fencing and Traffic Management		0.0%	06-Oct-08	1																
A180					Excavate, lay and concrete ducts		0.0%	06-Oct-08	2																
A210					Set Track		0.0%	07-Oct-09	2																
A220					Place upper concrete and cure	26,276.45	89.1%	12-Oct-08	3																
A230					Street Surface Finishes	2,819.61	9.8%	15-Oct-08	3																
A240					Snagging	244.91	0.8%	20-Oct-09	5																
													Phase 1 - 2nd Half												
A250					Excavate box	102,626.56	1.9%	23-Apr-09	2																
A250					Remove fencing and Traffic Management		0.0%	25-Sep-09	1																
A450					Excavate, lay and concrete ducts		0.0%	15-Jul-09	5																
A460					Excavate, lay and concrete ducts		0.0%	21-Jul-09	4																
A490					Set Track	45,771.07	44.8%	02-Sep-09	8																
A500					Place upper concrete and cure	25,275.39	87.0%	02-Sep-09	8																
A510					Street Surface Finishes	10,160.23	9.8%	15-Jul-09	3																
A520					Snagging	1,026.29	1.0%	23-Apr-09	3																
													Phase 2 - 1st Half												
A750					Excavate box	29,988.66	0.0%	23-Apr-09	2																
A750					Remove fencing and Traffic Management		0.0%	27-Oct-09	2																
A760					Excavate, lay and concrete ducts		0.0%	27-Oct-09	2																
A770					Excavate, lay and concrete ducts		0.0%	28-Oct-09	2																
A780					Excavate and construct OLE bases	670.56	2.3%	28-Oct-09	2																
A790					Excavate and construct OLE bases		0.0%	30-Oct-09	2																
A800					Set Track (40m)	1,508.76	2.3%	05-Nov-09	6																
A810					Place upper concrete and cure	25,275.39	87.0%	11-Nov-09	6																
A820					Street Surface Finishes	2,802.82	9.7%	17-Nov-09	3																
A830					Snagging	283.11	1.0%	23-Apr-09	3																
													Phase 2 - 2nd Half												
A675					Excavate box	28,311.33	0.0%	23-Apr-09	2																
A675					Remove fencing and Traffic Management		0.0%	20-Jun-10	1																
A680					Excavate, lay and concrete ducts		0.0%	20-Nov-09	2																
A690					Excavate, lay and concrete ducts		0.0%	23-Nov-09	2																
A700					Set Track	25,255.39	89.0%	14-Jun-10	6																
A710					Place upper concrete and cure	2,802.82	9.9%	14-Jun-10	6																
A720					Street Surface Finishes	283.11	1.0%	15-Jan-10	5																
													Phase 2 & 3 - 1st Half												
A790					Excavate box	128,924.97	0.0%	23-Apr-09	2																
A790					Remove fencing and Traffic Management		0.0%	02-Feb-10	2																
A790					Excavate, lay and concrete ducts	65,224.49	0.0%	04-Feb-10	2																
A790					Excavate, lay and concrete ducts		0.0%	05-Feb-10	2																
A790					Excavate and construct OLE bases	1,508.76	2.3%	08-Feb-10	3																
A800					Set Track (60m)	65,957.13	0.0%	11-Feb-10	6																
A800					Place upper concrete and cure	25,275.39	87.0%	11-Feb-10	6																
A810					Street Surface Finishes	6,306.35	9.7%	15-Feb-10	3																
A820					Snagging	652.24	1.0%	22-Feb-10	3																
													Phase 2 & 3 - 2nd Half												
A805					Remove fencing and Traffic Management	63,700.48	0.0%	23-Apr-09	2																
A830					Excavate box		0.0%	18-Mar-10	1																
A830					Excavate, lay and concrete ducts		0.0%	25-Feb-10	2																
A840					Excavate, lay and concrete ducts		0.0%	26-Feb-10	2																
A870					Set Track	55,757.13	89.1%	04-Mar-10	6																
A880					Place upper concrete and cure	6,306.35	9.9%	09-Mar-10	4																
A890					Street Surface Finishes	637.00	1.0%	15-Mar-10	3																
A900					Snagging	567,241.85	2.4%	23-Apr-09	2																
													Phase 1												
A8100					Establish Traffic Management & Temp. Fencing	567,241.85	0.0%	09-Sep-09	2																
A8110					Excavate box		0.0%	11-Sep-09	2																
A8120					Excavate, lay and concrete ducts	88,189.75	14.7%	16-Sep-09	3																
A8130					Excavate and construct OLE bases	2,819.61	39.1%	15-Oct-09	3																
A8140					Set Track (100m)	26,831.24	39.1%	15-Oct-09	3																
A8150					Place upper concrete and cure		0.0%	23-Nov-09	5																
A8160					Street Surface Finishes	201,102.43	34.2%	19-Jan-10	7																
A8175					Remove fencing and Traffic Management		0.0%	19-Jan-10	1																
A8180					Place Upper Concrete and Cure	57,457.64	9.9%	20-Oct-09	7																
A8190					Snagging	5,973.25	1.0%	05-Jun-10	8																
													Phase 2												
A8200					Excavate box	651,624.67	2.4%	04-Sep-09	2																
A8200					Remove fencing and Traffic Management		0.0%	04-Sep-09	2																
A8210					Excavate, lay and concrete ducts		0.0%	05-Sep-09	2																
A8220					Excavate, lay and concrete ducts		0.0%	05-Sep-09	2																
A8230					Excavate and construct OLE bases																				



L1	L2	L3	L4	L5	Activity Name	Contract Value	Margin	Start Date	Prog %	2009												Subtotal				
										14	15	16	17	18	19	20	21	22	23	24	25		26			
					Period													GBP								
05B Blairgowrie Road (exc) to Edinburgh Park (inc)																										
Blairgowrie Road (exc) to Edinburgh Park (inc)																										
E & M Installations																										
A5630	S	5A	15.6%	0.0%	Power Infeed from Public Net available in LV cable	-	0.0%	20-Mar-09	0.0%	18	-	-	-	-	-	-	-	-	-	-	-	-	-	-		
A5640	S	5A	15.6%	0.0%	Installation of TFS Equipment	71,056.48	15.6%	23-Jun-10	43	32	-	-	-	-	-	-	-	-	-	-	-	-	-	-	-	
A5670	S	5A	15.6%	0.0%	Install LV Power Supply and LV Power Equipment	71,056.48	15.6%	27-Mar-10	18	32	-	-	-	-	-	-	-	-	-	-	-	-	-	-	-	
A5680	S	5A	15.6%	0.0%	Treating and Commissioning	71,056.48	15.6%	13-Aug-10	22	34	-	-	-	-	-	-	-	-	-	-	-	-	-	-	-	
A7279	S	5A	15.6%	0.0%	Install Telecom and Cables	71,056.48	15.6%	23-Jul-10	22	34	-	-	-	-	-	-	-	-	-	-	-	-	-	-	-	
A7280	S	5A	15.6%	0.0%	Access for EDM Substation Installation (2x3 Jerrard Depository)	-	0.0%	20-Mar-09	1	18	-	-	-	-	-	-	-	-	-	-	-	-	-	-	-	
A7281	S	5A	15.6%	0.0%	Access for visual inspection of EDM Substation Installation (2x3 Jerrard Depository)	-	0.0%	20-Mar-09	1	18	-	-	-	-	-	-	-	-	-	-	-	-	-	-	-	
A7282	S	5A	15.6%	0.0%	Snagging	2,870.97	0.6%	20-Apr-09	1	34	-	-	-	-	-	-	-	-	-	-	-	-	-	-	-	
05B Blairgowrie Road (exc) to Edinburgh Park (inc)																										
Blairgowrie Road (exc) to Edinburgh Park (inc)																										
E & M Installations																										
A1130	OLE	5B	11.6%	0.0%	Overhead Catenary Line - One Sixth	244,816.41	11.6%	17-Nov-08	01-Apr-10	138	-	-	-	-	-	-	-	-	-	-	-	-	-	-	-	
A1131	OLE	5B	11.6%	0.0%	Overhead Catenary Line - One Sixth	244,816.41	11.6%	17-Nov-08	01-Apr-10	138	-	-	-	-	-	-	-	-	-	-	-	-	-	-	-	-
A1132	OLE	5B	11.6%	0.0%	Overhead Catenary Line - One Sixth	244,816.41	11.6%	17-Nov-08	01-Apr-10	138	-	-	-	-	-	-	-	-	-	-	-	-	-	-	-	-
A1133	OLE	5B	11.6%	0.0%	Overhead Catenary Line - One Sixth	244,816.41	11.6%	17-Nov-08	01-Apr-10	138	-	-	-	-	-	-	-	-	-	-	-	-	-	-	-	-
A1134	OLE	5B	11.6%	0.0%	Overhead Catenary Line - One Sixth	244,816.41	11.6%	17-Nov-08	01-Apr-10	138	-	-	-	-	-	-	-	-	-	-	-	-	-	-	-	-
A1135	OLE	5B	11.6%	0.0%	Overhead Catenary Line - One Sixth	244,816.41	11.6%	17-Nov-08	01-Apr-10	138	-	-	-	-	-	-	-	-	-	-	-	-	-	-	-	-
A1136	OLE	5B	11.6%	0.0%	Overhead Catenary Line - One Sixth	244,816.41	11.6%	17-Nov-08	01-Apr-10	138	-	-	-	-	-	-	-	-	-	-	-	-	-	-	-	-
A1137	OLE	5B	11.6%	0.0%	Overhead Catenary Line - One Sixth	244,816.41	11.6%	17-Nov-08	01-Apr-10	138	-	-	-	-	-	-	-	-	-	-	-	-	-	-	-	-
A1138	OLE	5B	11.6%	0.0%	Overhead Catenary Line - One Sixth	244,816.41	11.6%	17-Nov-08	01-Apr-10	138	-	-	-	-	-	-	-	-	-	-	-	-	-	-	-	-
A1139	OLE	5B	11.6%	0.0%	Overhead Catenary Line - One Sixth	244,816.41	11.6%	17-Nov-08	01-Apr-10	138	-	-	-	-	-	-	-	-	-	-	-	-	-	-	-	-
A1140	OLE	5B	11.6%	0.0%	Overhead Catenary Line - One Sixth	244,816.41	11.6%	17-Nov-08	01-Apr-10	138	-	-	-	-	-	-	-	-	-	-	-	-	-	-	-	-
A1141	OLE	5B	11.6%	0.0%	Overhead Catenary Line - One Sixth	244,816.41	11.6%	17-Nov-08	01-Apr-10	138	-	-	-	-	-	-	-	-	-	-	-	-	-	-	-	-
A1142	OLE	5B	11.6%	0.0%	Overhead Catenary Line - One Sixth	244,816.41	11.6%	17-Nov-08	01-Apr-10	138	-	-	-	-	-	-	-	-	-	-	-	-	-	-	-	-
A1143	OLE	5B	11.6%	0.0%	Overhead Catenary Line - One Sixth	244,816.41	11.6%	17-Nov-08	01-Apr-10	138	-	-	-	-	-	-	-	-	-	-	-	-	-	-	-	-
A1144	OLE	5B	11.6%	0.0%	Overhead Catenary Line - One Sixth	244,816.41	11.6%	17-Nov-08	01-Apr-10	138	-	-	-	-	-	-	-	-	-	-	-	-	-	-	-	-
A1145	OLE	5B	11.6%	0.0%	Overhead Catenary Line - One Sixth	244,816.41	11.6%	17-Nov-08	01-Apr-10	138	-	-	-	-	-	-	-	-	-	-	-	-	-	-	-	-
A1146	OLE	5B	11.6%	0.0%	Overhead Catenary Line - One Sixth	244,816.41	11.6%	17-Nov-08	01-Apr-10	138	-	-	-	-	-	-	-	-	-	-	-	-	-	-	-	-
A1147	OLE	5B	11.6%	0.0%	Overhead Catenary Line - One Sixth	244,816.41	11.6%	17-Nov-08	01-Apr-10	138	-	-	-	-	-	-	-	-	-	-	-	-	-	-	-	-
A1148	OLE	5B	11.6%	0.0%	Overhead Catenary Line - One Sixth	244,816.41	11.6%	17-Nov-08	01-Apr-10	138	-	-	-	-	-	-	-	-	-	-	-	-	-	-	-	-
A1149	OLE	5B	11.6%	0.0%	Overhead Catenary Line - One Sixth	244,816.41	11.6%	17-Nov-08	01-Apr-10	138	-	-	-	-	-	-	-	-	-	-	-	-	-	-	-	-
A1150	OLE	5B	11.6%	0.0%	Overhead Catenary Line - One Sixth	244,816.41	11.6%	17-Nov-08	01-Apr-10	138	-	-	-	-	-	-	-	-	-	-	-	-	-	-	-	-
A1151	OLE	5B	11.6%	0.0%	Overhead Catenary Line - One Sixth	244,816.41	11.6%	17-Nov-08	01-Apr-10	138	-	-	-	-	-	-	-	-	-	-	-	-	-	-	-	-
A1152	OLE	5B	11.6%	0.0%	Overhead Catenary Line - One Sixth	244,816.41	11.6%	17-Nov-08	01-Apr-10	138	-	-	-	-	-	-	-	-	-	-	-	-	-	-	-	-
A1153	OLE	5B	11.6%	0.0%	Overhead Catenary Line - One Sixth	244,816.41	11.6%	17-Nov-08	01-Apr-10	138	-	-	-	-	-	-	-	-	-	-	-	-	-	-	-	-
A1154	OLE	5B	11.6%	0.0%	Overhead Catenary Line - One Sixth	244,816.41	11.6%	17-Nov-08	01-Apr-10	138	-	-	-	-	-	-	-	-	-	-	-	-	-	-	-	-
A1155	OLE	5B	11.6%	0.0%	Overhead Catenary Line - One Sixth	244,816.41	11.6%	17-Nov-08	01-Apr-10	138	-	-	-	-	-	-	-	-	-	-	-	-	-	-	-	-
A1156	OLE	5B	11.6%	0.0%	Overhead Catenary Line - One Sixth	244,816.41	11.6%	17-Nov-08	01-Apr-10	138	-	-	-	-	-	-	-	-	-	-	-	-	-	-	-	-
A1157	OLE	5B	11.6%	0.0%	Overhead Catenary Line - One Sixth	244,816.41	11.6%	17-Nov-08	01-Apr-10	138	-	-	-	-	-	-	-	-	-	-	-	-	-	-	-	-
A1158	OLE	5B	11.6%	0.0%	Overhead Catenary Line - One Sixth	244,816.41	11.6%	17-Nov-08	01-Apr-10	138	-	-	-	-	-	-	-	-	-	-	-	-	-	-	-	-
A1159	OLE	5B	11.6%	0.0%	Overhead Catenary Line - One Sixth	244,816.41	11.6%	17-Nov-08	01-Apr-10	138	-	-	-	-	-	-	-	-	-	-	-	-	-	-	-	-
A1160	OLE	5B	11.6%	0.0%	Overhead Catenary Line - One Sixth	244,816.41	11.6%	17-Nov-08	01-Apr-10	138	-	-	-	-	-	-	-	-	-	-	-	-	-	-	-	-
A1161	OLE	5B	11.6%	0.0%	Overhead Catenary Line - One Sixth	244,816.41	11.6%	17-Nov-08	01-Apr-10	138	-	-	-	-	-	-	-	-	-	-	-	-	-	-	-	-
A1162	OLE	5B	11.6%	0.0%	Overhead Catenary Line - One Sixth	244,816.41	11.6%	17-Nov-08	01-Apr-10	138	-	-	-	-	-	-	-	-	-	-	-	-	-	-	-	-
A1163	OLE	5B	11.6%	0.0%	Overhead Catenary Line - One Sixth	244,816.41	11.6%	17-Nov-08	01-Apr-10	138	-	-	-	-	-	-	-	-	-	-	-	-	-	-	-	-
A1164	OLE	5B	11.6%	0.0%	Overhead Catenary Line - One Sixth	244,816.41	11.6%	17-Nov-08	01-Apr-10	138	-	-	-	-	-	-	-	-	-	-	-	-	-	-	-	-
A1165	OLE	5B	11.6%	0.0%	Overhead Catenary Line - One Sixth	244,816.41	11.6%	17-Nov-08	01-Apr-10	138	-	-	-	-	-	-	-	-	-	-	-	-	-	-	-	-
A1166	OLE	5B	11.6%	0.0%	Overhead Catenary Line - One Sixth	244,816.41	11.6%	17-Nov-08	01-Apr-10	138	-	-	-	-	-	-	-	-	-	-	-	-	-	-	-	-
A1167	OLE	5B	11.6%	0.0%	Overhead Catenary Line - One Sixth	244,816.41	11.6%	17-Nov-08	01-Apr-10	138	-	-	-	-	-	-	-	-	-	-	-	-	-	-	-	-
A1168	OLE	5B	11.6%	0.0%	Overhead Catenary Line - One Sixth	244,816.41	11.6%	17-Nov-08	01-Apr-10	138	-	-	-	-	-	-	-	-	-	-	-	-	-	-	-	-
A1169	OLE	5B	11.6%	0.0%	Overhead Catenary Line - One Sixth	244,816.41	11.6%	17-Nov-08	01-Apr-10	138	-	-	-	-	-	-	-	-	-	-	-	-	-	-	-	-
A1170	OLE	5B	11.6%	0.0%	Overhead Catenary Line - One Sixth	244,816.41	11.6%	17-Nov-08	01-Apr-10	138	-	-	-	-	-	-	-	-	-	-	-	-	-	-	-	-
A1171	OLE	5B	11.6%	0.0%	Overhead Catenary Line - One Sixth	244,816.41	11.6%	17-Nov-08	01-Apr-10	138	-	-	-	-	-	-	-	-	-	-	-	-	-	-	-	-
A1172	OLE	5B	11.6%	0.0%	Overhead Catenary Line - One Sixth	244,816.41	11.6%	17-Nov-08	01-Apr-10	138	-	-	-	-	-	-	-	-	-	-	-	-	-	-	-	-
A1173	OLE	5B	11.6%	0.0%	Overhead Catenary Line - One Sixth	244,816.41	11.6%	17-Nov-08	01-Apr-10	138	-	-	-	-	-	-	-	-	-	-	-	-	-	-	-	-
A1174	OLE	5B	11.6%	0.0%	Overhead Catenary Line - One Sixth	244,816.41	11.6%	17-Nov-08	01-Apr-10	138	-	-	-	-	-	-	-	-	-	-	-	-	-	-	-	-
A1175	OLE	5B	11.6%	0.0%	Overhead Catenary Line - One Sixth	244,816.41																				



Activity ID	Activity Name	Contract Value	% gge	Start Date	Profit	2008												2009	2010
						6	7	8	9	10	11	12	13	14	15	16	17		
0603 South Cycle Access (occ) to South Cycle Access (inc)																			
Trackwork																			
1534	OLE Foundations - Drainage	19,443.11	0.3%	23-Sep-08	20-Oct-08	10													
1535	Earthworks - Subbase	359,250.06	14.7%	26-Aug-08	23-Sep-08	11													
1608	Bottom Ballast - Ducts	239,567.31	9.3%	24-Oct-08	25-Nov-08	33													
1619	Track laying - 50%	718,701.92	29.3%	15-Jan-09	13-Feb-09	29													
1619	Track laying - 50%	598,915.27	24.9%	15-Jan-09	13-Feb-09	29													
1629	Top Ballast	239,567.31	9.3%	16-Feb-09	05-Mar-09	19													
1630	Trackside Finishes	239,567.31	9.3%	09-Mar-09	08-Apr-09	31													
1679	Shagging	24,385.01	1.0%			17													
0604 South Cycle Access (occ) to Edinburgh Park Station (inc)																			
Trackwork																			
1544	OLE Foundations - Drainage - DUKES	1,307,406.53	0.7%	15-Sep-08	15-Oct-08	32													
1545	Earthworks - Subbase - 50%	9,390.55	0.0%	26-Aug-08	23-Sep-08	7													
1545	Earthworks - Subbase - 50%	1,872,719.78	14.2%	26-Aug-08	15-Sep-08	47													
1546	Track laying - 25%	1,872,719.78	14.2%	26-Aug-08	15-Sep-08	47													
1546	Track laying - 25%	385,485.58	29.3%	02-Dec-08	26-Jan-09	50													
1546	Track laying - 50%	385,485.58	29.3%	02-Dec-08	26-Jan-09	50													
1679	Fencing & Finishes	1,28,495.19	9.9%	21-Jan-09	05-Feb-09	16													
1679	Shagging	13,074.07	1.0%			15													
0605 Edinburgh Park Station (occ) to Edinburgh Park																			
Trackwork																			
132	Civil Engineering and Building Works	283,546.67	27.3%	21-Jan-09	28-Feb-09	39													
132	Shagging	77,039.41	27.3%	01-Mar-09	22-Apr-09	54													
A2140	Delivery and Install Shelter	1,596.35	0.5%	16-Feb-10	02-Mar-10	15													
A2140	Delivery and Install Shelter	51,299.61	18.1%	05-Jan-10	06-Jan-10	2													
A2140	Order REC Supply	918.78	0.3%			27													
A2140	Package Test Tramstop	18,816.17	6.9%	13-Mar-10	20-Mar-10	8													
A2140	Install LV Power Supply and LV Power Equipment	18,816.17	6.9%	07-Apr-10	06-May-10	30													
A2140	Install Station Control Equipment - AFC Equipment	18,816.17	6.9%	07-Apr-10	12-May-10	37													
A2140	Install Station Control Equipment - AFC Equipment	18,816.17	6.9%	07-Apr-10	12-May-10	37													
A2140	Commissioning of SIG - Interlocking Cables	15,054.53	5.3%	09-Apr-10	14-Apr-10	7													
A2140	Commissioning of SIG - Interlocking Cables	15,054.53	5.3%	09-Apr-10	14-Apr-10	7													
A2140	Access for visual inspection for EAM Tram Stop installation (USB Edinburgh Road North)	760.33	0.3%	29-Jan-10	28-Jan-10	1													
0606 Edinburgh Park Station (occ) to Edinburgh Park																			
Trackwork																			
132	Civil Engineering and Building Works	283,546.67	27.3%	21-Jan-09	28-Feb-09	39													
132	Shagging	77,039.41	27.3%	01-Mar-09	22-Apr-09	54													
A2140	Delivery and Install Shelter	1,596.35	0.5%	16-Feb-10	02-Mar-10	15													
A2140	Delivery and Install Shelter	51,299.61	18.1%	05-Jan-10	06-Jan-10	2													
A2140	Order REC Supply	918.78	0.3%			27													
A2140	Package Test Tramstop	18,816.17	6.9%	13-Mar-10	20-Mar-10	8													
A2140	Install LV Power Supply and LV Power Equipment	18,816.17	6.9%	07-Apr-10	06-May-10	30													
A2140	Install Station Control Equipment - AFC Equipment	18,816.17	6.9%	07-Apr-10	12-May-10	37													
A2140	Install Station Control Equipment - AFC Equipment	18,816.17	6.9%	07-Apr-10	12-May-10	37													
A2140	Commissioning of SIG - Interlocking Cables	15,054.53	5.3%	09-Apr-10	14-Apr-10	7													
A2140	Commissioning of SIG - Interlocking Cables	15,054.53	5.3%	09-Apr-10	14-Apr-10	7													
A2140	Access for visual inspection for EAM Tram Stop installation (USB Edinburgh Road North)	760.33	0.3%	29-Jan-10	28-Jan-10	1													
0607 Edinburgh Park Station (occ) to Edinburgh Park																			
Trackwork																			
132	Civil Engineering and Building Works	283,546.67	27.3%	21-Jan-09	28-Feb-09	39													
132	Shagging	77,039.41	27.3%	01-Mar-09	22-Apr-09	54													
A2140	Delivery and Install Shelter	1,596.35	0.5%	16-Feb-10	02-Mar-10	15													
A2140	Delivery and Install Shelter	51,299.61	18.1%	05-Jan-10	06-Jan-10	2													
A2140	Order REC Supply	918.78	0.3%			27													
A2140	Package Test Tramstop	18,816.17	6.9%	13-Mar-10	20-Mar-10	8													
A2140	Install LV Power Supply and LV Power Equipment	18,816.17	6.9%	07-Apr-10	06-May-10	30													
A2140	Install Station Control Equipment - AFC Equipment	18,816.17	6.9%	07-Apr-10	12-May-10	37													
A2140	Install Station Control Equipment - AFC Equipment	18,816.17	6.9%	07-Apr-10	12-May-10	37													
A2140	Commissioning of SIG - Interlocking Cables	15,054.53	5.3%	09-Apr-10	14-Apr-10	7													
A2140	Commissioning of SIG - Interlocking Cables	15,054.53	5.3%	09-Apr-10	14-Apr-10	7													
A2140	Access for visual inspection for EAM Tram Stop installation (USB Edinburgh Road North)	760.33	0.3%	29-Jan-10	28-Jan-10	1													