

L1	L2	L3	L4	L5	Activity Name	Contract Value	% gip	Start Date	Finish	Progress	2011												2011 Sutural GBP			
											40	41	42	43	44	45	46	47	48	49	50	51		52		
								Year	Period	Period	40	41	42	43	44	45	46	47	48	49	50	51	52	2011		
								Start	End	End	29-Jan-2011	26-Feb-2011	26-Mar-2011	23-Apr-2011	21-May-2011	18-Jun-2011	16-Jul-2011	13-Aug-2011	10-Sep-2011	08-Oct-2011	05-Nov-2011	03-Dec-2011	31-Dec-2011			
					Track- BB	17,030,411	37.3%	01-Nov-09	08-Dec-10	40	34	36														
					Track	1,565,361	0.0%	24-Apr-09	22-May-09	29	17	18														
					Track	51,593,511	24.3%	08-Apr-09	24-Apr-09	17	17	17														
					Track	185,981,351	9.2%	16-Jun-09	16-Jun-09	26	18	19														
					Track	185,981,351	9.2%	22-May-09	16-Jun-09	26	18	19														
					Track	55,824,041	27.5%	08-Jul-09	08-Jul-09	63	20	22														
					Track	185,981,351	9.2%	09-Sep-09	29-Sep-09	21	22	23														
					Track	185,981,351	9.2%	30-Sep-09	13-Oct-09	14	23	24														
					Track	18,524,116	0.9%	18-Jul-10	26-Jan-10	27	27	27														
					Highways	1,565,361	0.0%	25-Dec-09	25-Dec-09	1	25	25														
					Highways	1,565,361	0.0%	25-Dec-09	25-Dec-09	1	25	25														
					Highways	1,565,361	0.0%	25-Dec-09	25-Dec-09	1	25	25														
					Highways	1,565,361	0.0%	25-Dec-09	25-Dec-09	1	25	25														
					Highways	1,565,361	0.0%	25-Dec-09	25-Dec-09	1	25	25														
					Highways	1,565,361	0.0%	25-Dec-09	25-Dec-09	1	25	25														
					Highways	1,565,361	0.0%	25-Dec-09	25-Dec-09	1	25	25														
					Highways	1,565,361	0.0%	25-Dec-09	25-Dec-09	1	25	25														
					Highways	1,565,361	0.0%	25-Dec-09	25-Dec-09	1	25	25														
					Highways	1,565,361	0.0%	25-Dec-09	25-Dec-09	1	25	25														
					Highways	1,565,361	0.0%	25-Dec-09	25-Dec-09	1	25	25														
					Highways	1,565,361	0.0%	25-Dec-09	25-Dec-09	1	25	25														
					Highways	1,565,361	0.0%	25-Dec-09	25-Dec-09	1	25	25														
					Highways	1,565,361	0.0%	25-Dec-09	25-Dec-09	1	25	25														
					Highways	1,565,361	0.0%	25-Dec-09	25-Dec-09	1	25	25														
					Highways	1,565,361	0.0%	25-Dec-09	25-Dec-09	1	25	25														
					Highways	1,565,361	0.0%	25-Dec-09	25-Dec-09	1	25	25														
					Highways	1,565,361	0.0%	25-Dec-09	25-Dec-09	1	25	25														
					Highways	1,565,361	0.0%	25-Dec-09	25-Dec-09	1	25	25														
					Highways	1,565,361	0.0%	25-Dec-09	25-Dec-09	1	25	25														
					Highways	1,565,361	0.0%	25-Dec-09	25-Dec-09	1	25	25														
					Highways	1,565,361	0.0%	25-Dec-09	25-Dec-09	1	25	25														
					Highways	1,565,361	0.0%	25-Dec-09	25-Dec-09	1	25	25														
					Highways	1,565,361	0.0%	25-Dec-09	25-Dec-09	1	25	25														
					Highways	1,565,361	0.0%	25-Dec-09	25-Dec-09	1	25	25														
					Highways	1,565,361	0.0%	25-Dec-09	25-Dec-09	1	25	25														
					Highways	1,565,361	0.0%	25-Dec-09	25-Dec-09	1	25	25														
					Highways	1,565,361	0.0%	25-Dec-09	25-Dec-09	1	25	25														
					Highways	1,565,361	0.0%	25-Dec-09	25-Dec-09	1	25	25														
					Highways	1,565,361	0.0%	25-Dec-09	25-Dec-09	1	25	25														
					Highways	1,565,361	0.0%	25-Dec-09	25-Dec-09	1	25	25														
					Highways	1,565,361	0.0%	25-Dec-09	25-Dec-09	1	25	25														
					Highways	1,565,361	0.0%	25-Dec-09	25-Dec-09	1	25	25														
					Highways	1,565,361	0.0%	25-Dec-09	25-Dec-09	1	25	25														
					Highways	1,565,361	0.0%	25-Dec-09	25-Dec-09	1	25	25														
					Highways	1,565,361	0.0%	25-Dec-09	25-Dec-09	1	25	25														
					Highways	1,565,361	0.0%	25-Dec-09	25-Dec-09	1	25	25														
					Highways	1,565,361	0.0%	25-Dec-09	25-Dec-09	1	25	25														
					Highways	1,565,361	0.0%	25-Dec-09	25-Dec-09	1	25	25														
					Highways	1,565,361	0.0%	25-Dec-09	25-Dec-09	1	25	25														
					Highways	1,565,361	0.0%	25-Dec-09	25-Dec-09	1	25	25														
					Highways	1,565,361	0.0%	25-Dec-09	25-Dec-09	1	25	25														
					Highways	1,565,361	0.0%	25-Dec-09	25-Dec-09	1	25	25														
					Highways	1,565,361	0.0%	25-Dec-09	25-Dec-09	1	25	25														
					Highways	1,565,361	0.0%	25-Dec-09	25-Dec-09	1	25	25														
					Highways	1,565,361	0.0%	25-Dec-09	25-Dec-09	1	25	25														
					Highways	1,565,361	0.0%	25-Dec-09	25-Dec-09	1	25	25														
					Highways	1,565,361	0.0%	25-Dec-09	25-Dec-09	1	25	25														
					Highways	1,565,361	0.0%	25-Dec-09	25-Dec-09	1	25	25														
					Highways	1,565,361	0.0%	25-Dec-09	25-Dec-09	1	25	25														
					Highways	1,565,361	0.0%	25-Dec-09	25-Dec-09	1	25	25														
					Highways	1,565,361	0.0%	25-Dec-09	25-Dec-09	1	25	25														
					Highways	1,565,361	0.0%	25-Dec-09	25-Dec-09	1	25	25														
					Highways	1,565,361	0.0%	25-Dec-09	25-Dec-09	1	25	25														
					Highways	1,565,361	0.0%	25-Dec-09	25-Dec-09	1	25															




L1	L2	L3	L4	L5	Activity ID	Activity Name	Contract Value	%age	Start Date	Profit	2008													2008 Sambal GBP		
											6	7	8	9	10	11	12	13								
						2008						2009														
						Jan-08	Feb-08	Mar-08	Apr-08	May-08	Jun-08	Jul-08	Aug-08	Sep-08	Oct-08	Nov-08	Dec-08	Jan-09	Feb-09	Mar-09	Apr-09	May-09	Jun-09	2008 Sambal GBP		
					50	Structure	119,485.76	100.0%	23-Apr-08	23-Apr-08	1	17	17												119,485	
					50	Structure	119,485.76	100.0%	06-Nov-08	06-Nov-08	83	17	17													119,485
					50	Structure		0.0%	23-Apr-08	23-Apr-08	1	17	17													
					50	Structure		0.0%	06-Aug-08	06-Aug-08	2	8	8													
					50	Structure		0.0%	07-Aug-08	07-Aug-08	2	8	8													
					50	Structure		0.0%	28-Aug-08	28-Aug-08	2	9	9													
					50	Structure		0.0%	08-Sep-08	08-Sep-08	2	9	9													
					50	Structure		0.0%	15-Sep-08	15-Sep-08	5	9	9													
					50	Structure		0.0%	15-Sep-08	15-Sep-08	6	9	9													
					50	Structure		0.0%	23-Apr-08	23-Apr-08	1	17	17													
					50	Structure		0.0%	27-Oct-08	27-Oct-08	5	11	11													
					50	Structure		0.0%	06-Nov-08	06-Nov-08	4	11	11													
					50	Structure		0.0%	06-Nov-08	06-Nov-08	4	11	11													
					50	Structure	119,485.76	100.0%	23-Apr-08	23-Apr-08	4	17	17													
					50	Structure	119,485.76	100.0%	23-Apr-08	23-Apr-08	1	17	17													
					50	Structure		0.0%	11-Aug-08	11-Aug-08	2	8	8													
					50	Structure		0.0%	12-Aug-08	12-Aug-08	2	8	8													
					50	Structure		0.0%	28-Aug-08	28-Aug-08	2	9	9													
					50	Structure		0.0%	28-Aug-08	28-Aug-08	2	9	9													
					50	Structure		0.0%	23-Sep-08	23-Sep-08	1	10	10													
					50	Structure		0.0%	15-Sep-08	15-Sep-08	5	10	10													
					50	Structure		0.0%	17-Sep-08	17-Sep-08	6	10	10													
					50	Structure		0.0%	22-Sep-08	22-Sep-08	5	10	10													
					50	Structure		0.0%	23-Sep-08	23-Sep-08	5	10	10													
					50	Structure		0.0%	23-Sep-08	23-Sep-08	5	10	10													
					50	Structure		0.0%	23-Sep-08	23-Sep-08	5	10	10													
					50	Structure		0.0%	14-Nov-08	14-Nov-08	5	12	12													
					50	Structure		0.0%	17-Nov-08	17-Nov-08	4	12	12													
					50	Structure		0.0%	20-Nov-08	20-Nov-08	4	12	12													
					50	Structure	119,485.76	100.0%	23-Apr-08	23-Apr-08	1	11	11													
					50	Structure	119,485.76	100.0%	23-Apr-08	23-Apr-08	1	11	11													
					50	Structure		0.0%	20-Oct-08	20-Oct-08	1	11	11													
					50	Structure		0.0%	17-Oct-08	17-Oct-08	1	11	11													
					50	Structure		0.0%	17-Oct-08	17-Oct-08	1	11	11													
					50	Structure		0.0%	29-Oct-08	29-Oct-08	21	11	11													
					50	Structure		0.0%	20-Oct-08	20-Oct-08	9	11	11													
					50	Structure		0.0%	03-Nov-08	03-Nov-08	33	11	11													
					50	Structure		0.0%	03-Nov-08	03-Nov-08	33	11	11													
					50	Structure		0.0%	10-Nov-08	10-Nov-08	1	12	12													
					50	Structure		0.0%	10-Nov-08	10-Nov-08	1	12	12													
					50	Structure	119,485.76	100.0%	23-Apr-08	23-Apr-08	1	12	12													
					50	Structure	119,485.76	100.0%	23-Apr-08	23-Apr-08	1	12	12													
					50	Structure		0.0%	20-Oct-08	20-Oct-08	1	11	11													
					50	Structure		0.0%	20-Oct-08	20-Oct-08	1	11	11													
					50	Structure		0.0%	17-Oct-08	17-Oct-08	1	10	10													
					50	Structure		0.0%	17-Oct-08	17-Oct-08	1	10	10													
					50	Structure		0.0%	26-Nov-08	26-Nov-08	19	12	12													
					50	Structure		0.0%	26-Nov-08	26-Nov-08	19	12	12													
					50	Structure		0.0%	06-Nov-08	06-Nov-08	9	11	11													
					50	Structure		0.0%	29-Oct-08	29-Oct-08	36	11	11													
					50	Structure		0.0%	29-Oct-08	29-Oct-08	36	11	11													
					50	Structure		0.0%	12-Nov-08	12-Nov-08	1	12	12													
					50	Structure		0.0%	12-Nov-08	12-Nov-08	1	12	12													
					50	Structure		0.0%	04-Dec-08	04-Dec-08	1	12	12													
					50	Structure	119,485.76	100.0%	23-Apr-08	23-Apr-08	1	14	14													
					50	Structure	119,485.76	100.0%	23-Apr-08	23-Apr-08	1	14	14													
					50	Structure		0.0%	13-Jan-09	13-Jan-09	1	14	14													
					50	Structure		0.0%	24-Oct-08	24-Oct-08	7	11	11													
					50	Structure		0.0%	12-Jan-09	12-Jan-09	14	14	14													
					50	Structure		0.0%	12-Jan-09	12-Jan-09	14	14	14													
					50	Structure		0.0%	13-Jan-09	13-Jan-09	9	14	14													
					50	Structure		0.0%	13-Jan-09	13-Jan-09	9	14	14													
					50	Structure		0.0%	15-Feb-09	15-Feb-09	35	14	14													
					50	Structure		0.0%	15-Feb-09	15-Feb-09	35	14	14													
					50	Structure		0.0%	05-Feb-09	05-Feb-09	1	15	15													
					50	Structure		0.0%	12-Feb-09	12-Feb-09	1	15	15													
					50	Structure		0.0%	26-Feb-09	26-Feb-09	1	15	15													

L1	L2	L3	L4	L5	Activity Name	Contract Value	%	Start Date	Prog	2010												Subtotal			
										27	28	29	30	31	32	33	34	35	36	37	38		39		
						684,137	32,267	263,179	769,537	769,537	19,794	632,481	632,481	2,700	2,700	632,481	632,481	2,700	2,700	632,481	632,481	2,700			
05C Edinburgh Park (exc) to Gogarburn (inc)																									
E & M Installations																									
A183.30 Overhead Catenary Line						638,970	100%	24-Mar-10	25-Jun-10	37															
Snagging						365,146	57.2%																		
A183.31 Overhead Cables						3,883.35	0.6%	24-Mar-10	16-Jun-10	24															
Install Electrical Cables						3,883.35	0.6%																		
A183.32 Overhead Cables						267,951.6	41.8%	24-Mar-10	16-Jun-10	24															
Install Overhead Cables						267,951.6	41.8%																		
A183.33 Overhead Cables						267,951.6	41.8%	24-Mar-10	16-Jun-10	24															
Install Overhead Cables						267,951.6	41.8%																		
A183.34 Overhead Cables						267,951.6	41.8%	24-Mar-10	16-Jun-10	24															
Install Overhead Cables						267,951.6	41.8%																		
A183.35 Overhead Cables						267,951.6	41.8%	24-Mar-10	16-Jun-10	24															
Install Overhead Cables						267,951.6	41.8%																		
A183.36 Overhead Cables						267,951.6	41.8%	24-Mar-10	16-Jun-10	24															
Install Overhead Cables						267,951.6	41.8%																		
A183.37 Overhead Cables						267,951.6	41.8%	24-Mar-10	16-Jun-10	24															
Install Overhead Cables						267,951.6	41.8%																		
A183.38 Overhead Cables						267,951.6	41.8%	24-Mar-10	16-Jun-10	24															
Install Overhead Cables						267,951.6	41.8%																		
A183.39 Overhead Cables						267,951.6	41.8%	24-Mar-10	16-Jun-10	24															
Install Overhead Cables						267,951.6	41.8%																		
A183.40 Overhead Cables						267,951.6	41.8%	24-Mar-10	16-Jun-10	24															
Install Overhead Cables						267,951.6	41.8%																		
A183.41 Overhead Cables						267,951.6	41.8%	24-Mar-10	16-Jun-10	24															
Install Overhead Cables						267,951.6	41.8%																		
A183.42 Overhead Cables						267,951.6	41.8%	24-Mar-10	16-Jun-10	24															
Install Overhead Cables						267,951.6	41.8%																		
A183.43 Overhead Cables						267,951.6	41.8%	24-Mar-10	16-Jun-10	24															
Install Overhead Cables						267,951.6	41.8%																		
A183.44 Overhead Cables						267,951.6	41.8%	24-Mar-10	16-Jun-10	24															
Install Overhead Cables						267,951.6	41.8%																		
A183.45 Overhead Cables						267,951.6	41.8%	24-Mar-10	16-Jun-10	24															
Install Overhead Cables						267,951.6	41.8%																		
A183.46 Overhead Cables						267,951.6	41.8%	24-Mar-10	16-Jun-10	24															
Install Overhead Cables						267,951.6	41.8%																		
A183.47 Overhead Cables						267,951.6	41.8%	24-Mar-10	16-Jun-10	24															
Install Overhead Cables						267,951.6	41.8%																		
A183.48 Overhead Cables						267,951.6	41.8%	24-Mar-10	16-Jun-10	24															
Install Overhead Cables						267,951.6	41.8%																		
A183.49 Overhead Cables						267,951.6	41.8%	24-Mar-10	16-Jun-10	24															
Install Overhead Cables						267,951.6	41.8%																		
A183.50 Overhead Cables						267,951.6	41.8%	24-Mar-10	16-Jun-10	24															
Install Overhead Cables						267,951.6	41.8%																		
A183.51 Overhead Cables						267,951.6	41.8%	24-Mar-10	16-Jun-10	24															
Install Overhead Cables						267,951.6	41.8%																		
A183.52 Overhead Cables						267,951.6	41.8%	24-Mar-10	16-Jun-10	24															
Install Overhead Cables						267,951.6	41.8%																		
A183.53 Overhead Cables						267,951.6	41.8%	24-Mar-10	16-Jun-10	24															
Install Overhead Cables						267,951.6	41.8%																		
A183.54 Overhead Cables						267,951.6	41.8%	24-Mar-10	16-Jun-10	24															
Install Overhead Cables						267,951.6	41.8%																		
A183.55 Overhead Cables						267,951.6	41.8%	24-Mar-10	16-Jun-10	24															
Install Overhead Cables						267,951.6	41.8%																		
A183.56 Overhead Cables						267,951.6	41.8%	24-Mar-10	16-Jun-10	24															
Install Overhead Cables						267,951.6	41.8%																		
A183.57 Overhead Cables						267,951.6	41.8%	24-Mar-10	16-Jun-10	24															
Install Overhead Cables						267,951.6	41.8%																		
A183.58 Overhead Cables						267,951.6	41.8%	24-Mar-10	16-Jun-10	24															
Install Overhead Cables						267,951.6	41.8%																		
A183.59 Overhead Cables						267,951.6	41.8%	24-Mar-10	16-Jun-10	24															
Install Overhead Cables						267,951.6	41.8%																		
A183.60 Overhead Cables						267,951.6	41.8%	24-Mar-10	16-Jun-10	24															
Install Overhead Cables						267,951.6	41.8%																		
A183.61 Overhead Cables						267,951.6	41.8%	24-Mar-10	16-Jun-10	24															
Install Overhead Cables						267,951.6	41.8%																		
A183.62 Overhead Cables						267,951.6	41.8%	24-Mar-10	16-Jun-10	24															
Install Overhead Cables						267,951.6	41.8%																		
A183.63 Overhead Cables						267,951.6	41.8%	24-Mar-10	16-Jun-10	24															
Install Overhead Cables						267,951.6	41.8%																		
A183.64 Overhead Cables						267,951.6	41.8%	24-Mar-10	16-Jun-10	24															
Install Overhead Cables						267,951.6	41.8%																		
A183.65 Overhead Cables						267,951.6	41.8%	24-Mar-10	16-Jun-10	24															
Install Overhead Cables						267,951.6	41.8%																		
A183.66 Overhead Cables						267,951.6	41.8%	24-Mar-10	16-Jun-10	24															
Install Overhead Cables						267,951.6	41.8%																		
A183.67 Overhead Cables						267,951.6	41.8%	24-Mar-10	16-Jun-10	24															
Install Overhead Cables						267,951.6	41.8%																		
A183.68 Overhead Cables						267,951.6	41.8%	24-Mar-10	16-Jun-10	24															
Install Overhead Cables						267,951.6	41.8%																		




L1	L2	L3	L4	L5	Activity ID	Activity Name	Contract Value	% gip	Start Date	Finish	2011												Saturnal GBP					
											40	41	42	43	44	45	46	47	48	49	50	51		52				
		Year		Period		End																						
		2011		2011		2011		2011		2011		2011		2011		2011		2011		2011								
		29-Jan-11		25-Feb-11		25-Mar-11		22-Apr-11		21-May-11		18-Jun-11		16-Jul-11		13-Aug-11		08-Sep-11		05-Oct-11								
Trackwork	653				653	Platform Edge Walkway Construction	119,495.76	100.0%	03-Mar-09	25-Mar-09	51	16	18															
Trackwork	654				654	Trackwork	238,971.53	50%	16-Apr-09	30-Apr-09	29	17	18															
Trackwork	655				655	Containment Slabs	119,495.76	100.0%	16-Apr-09	30-Apr-09	14	17	18															
Trackwork	656				656	27 Edinburgh Park Station bridge - 1st Rails	119,495.76	100.0%	24-Apr-09	24-Apr-09	7	17	18															
E & M Installations	657				657	M & E Works	119,495.76	22.2%	01-Mar-09	24-Mar-09	24	18	18															
E & M Installations	658				658	OLE Supports	119,495.76	22.2%	01-Mar-09	05-Mar-09	6	18	18															
E & M Installations	659				659	OLE Supports	119,495.76	22.2%	07-Mar-09	13-Mar-09	7	18	18															
E & M Installations	660				660	OLE Supports and Catenary over Tracks	119,495.76	0.0%	23-May-09	23-May-09	1	18	19															
E & M Installations	661				661	OLE Supports	119,495.76	0.0%	24-May-09	24-May-09	1	19	19															
E & M Installations	662				662	OLE Supports	119,495.76	0.0%	24-May-09	24-May-09	1	19	19															
E & M Installations	663				663	OLE Supports	119,495.76	0.0%	24-May-09	24-May-09	1	19	19															
E & M Installations	664				664	OLE Supports	119,495.76	0.0%	24-May-09	24-May-09	1	19	19															
E & M Installations	665				665	OLE Supports	119,495.76	0.0%	24-May-09	24-May-09	1	19	19															
E & M Installations	666				666	OLE Supports	119,495.76	0.0%	24-May-09	24-May-09	1	19	19															
E & M Installations	667				667	OLE Supports	119,495.76	0.0%	24-May-09	24-May-09	1	19	19															
E & M Installations	668				668	OLE Supports	119,495.76	0.0%	24-May-09	24-May-09	1	19	19															
E & M Installations	669				669	OLE Supports	119,495.76	0.0%	24-May-09	24-May-09	1	19	19															
E & M Installations	670				670	OLE Supports	119,495.76	0.0%	24-May-09	24-May-09	1	19	19															
E & M Installations	671				671	OLE Supports	119,495.76	0.0%	24-May-09	24-May-09	1	19	19															
E & M Installations	672				672	OLE Supports	119,495.76	0.0%	24-May-09	24-May-09	1	19	19															
E & M Installations	673				673	OLE Supports	119,495.76	0.0%	24-May-09	24-May-09	1	19	19															
E & M Installations	674				674	OLE Supports	119,495.76	0.0%	24-May-09	24-May-09	1	19	19															
E & M Installations	675				675	OLE Supports	119,495.76	0.0%	24-May-09	24-May-09	1	19	19															
E & M Installations	676				676	OLE Supports	119,495.76	0.0%	24-May-09	24-May-09	1	19	19															
E & M Installations	677				677	OLE Supports	119,495.76	0.0%	24-May-09	24-May-09	1	19	19															
E & M Installations	678				678	OLE Supports	119,495.76	0.0%	24-May-09	24-May-09	1	19	19															
E & M Installations	679				679	OLE Supports	119,495.76	0.0%	24-May-09	24-May-09	1	19	19															
E & M Installations	680				680	OLE Supports	119,495.76	0.0%	24-May-09	24-May-09	1	19	19															
E & M Installations	681				681	OLE Supports	119,495.76	0.0%	24-May-09	24-May-09	1	19	19															
E & M Installations	682				682	OLE Supports	119,495.76	0.0%	24-May-09	24-May-09	1	19	19															
E & M Installations	683				683	OLE Supports	119,495.76	0.0%	24-May-09	24-May-09	1	19	19															
E & M Installations	684				684	OLE Supports	119,495.76	0.0%	24-May-09	24-May-09	1	19	19															
E & M Installations	685				685	OLE Supports	119,495.76	0.0%	24-May-09	24-May-09	1	19	19															
E & M Installations	686				686	OLE Supports	119,495.76	0.0%	24-May-09	24-May-09	1	19	19															
E & M Installations	687				687	OLE Supports	119,495.76	0.0%	24-May-09	24-May-09	1	19	19															
E & M Installations	688				688	OLE Supports	119,495.76	0.0%	24-May-09	24-May-09	1	19	19															
E & M Installations	689				689	OLE Supports	119,495.76	0.0%	24-May-09	24-May-09	1	19	19															
E & M Installations	690				690	OLE Supports	119,495.76	0.0%	24-May-09	24-May-09	1	19	19															
E & M Installations	691				691	OLE Supports	119,495.76	0.0%	24-May-09	24-May-09	1	19	19															
E & M Installations	692				692	OLE Supports	119,495.76	0.0%	24-May-09	24-May-09	1	19	19															
E & M Installations	693				693	OLE Supports	119,495.76	0.0%	24-May-09	24-May-09	1	19	19															
E & M Installations	694				694	OLE Supports	119,495.76	0.0%	24-May-09	24-May-09	1	19	19															
E & M Installations	695				695	OLE Supports	119,495.76	0.0%	24-May-09	24-May-09	1	19	19															
E & M Installations	696				696	OLE Supports	119,495.76	0.0%	24-May-09	24-May-09	1	19	19															
E & M Installations	697				697	OLE Supports	119,495.76	0.0%	24-May-09	24-May-09	1	19	19															
E & M Installations	698				698	OLE Supports	119,495.76	0.0%	24-May-09	24-May-09	1	19	19															
E & M Installations	699				699	OLE Supports	119,495.76	0.0%	24-May-09	24-May-09	1	19	19															
E & M Installations	700				700	OLE Supports	119,495.76	0.0%	24-May-09	24-May-09	1	19	19															
E & M Installations	701				701	OLE Supports	119,495.76	0.0%	24-May-09	24-May-09	1	19	19															
E & M Installations	702				702	OLE Supports	119,495.76	0.0%	24-May-09	24-May-09	1	19	19															
E & M Installations	703				703	OLE Supports	119,495.76	0.0%	24-May-09	24-May-09	1	19	19															
E & M Installations	704				704	OLE Supports	119,495.76	0.0%	24-May-09	24-May-09	1	19	19															
E & M Installations	705				705	OLE Supports	119,495.76	0.0%	24-May-09	24-May-09	1	19	19															
E & M Installations	706				706	OLE Supports	119,495.76	0.0%	24-May-09	24-May-09	1	19	19															
E & M Installations	707				707	OLE Supports	119,495.76	0.0%	24-May-09	24-May-09	1	19	19															
E & M Installations	708				708	OLE Supports	119,495.76	0.0%	24-May-09	24-May-09	1	19	19															
E & M Installations	709																											



L1	L2	L3	L4	L5	Activity Name	Contract Value	Margin	Start Date	Prog	14	15	16	17	18	19	20	21	22	23	24	25	26	Subtotal	2009		
																									Year	Period
					Track	26,984	26.98%	08-Jun-09	14																	
					Track	13,569.43	0.0%	25-Nov-08	17																	
					Highways	127,770.54	8.7%																			
					Highways	1,290.60	0.1%																			
					Tramways	300,162.34	100%	15-Jul-09	48																	
					Tramways	84,326.16	27.8%	01-Sep-09	45																	
					Tramways	1,703.62	0.6%																			
					Tramways	56,219.44	18.5%	14-Sep-09	15																	
					Tramways	567.97	0.2%																			
					Tramways	31,144.09	10.2%	31-Jul-09	1																	
					Tramways	18,818.17	6.2%	08-Dec-09	8																	
					Tramways	28,589.09	9.3%	02-Nov-09	36																	
					Tramways	18,818.17	6.2%	02-Nov-09	30																	
					Tramways	18,818.17	6.2%	02-Nov-09	37																	
					Tramways	18,818.17	6.2%	02-Nov-09	37																	
					Tramways	18,818.17	6.2%	02-Nov-09	37																	
					Tramways	18,818.17	6.2%	02-Nov-09	37																	
					Tramways	18,818.17	6.2%	02-Nov-09	37																	
					Tramways	18,818.17	6.2%	02-Nov-09	37																	
					Tramways	18,818.17	6.2%	02-Nov-09	37																	
					Tramways	18,818.17	6.2%	02-Nov-09	37																	
					Tramways	18,818.17	6.2%	02-Nov-09	37																	
					Tramways	18,818.17	6.2%	02-Nov-09	37																	
					Tramways	18,818.17	6.2%	02-Nov-09	37																	
					Tramways	18,818.17	6.2%	02-Nov-09	37																	
					Tramways	18,818.17	6.2%	02-Nov-09	37																	
					Tramways	18,818.17	6.2%	02-Nov-09	37																	
					Tramways	18,818.17	6.2%	02-Nov-09	37																	
					Tramways	18,818.17	6.2%	02-Nov-09	37																	
					Tramways	18,818.17	6.2%	02-Nov-09	37																	
					Tramways	18,818.17	6.2%	02-Nov-09	37																	
					Tramways	18,818.17	6.2%	02-Nov-09	37																	
					Tramways	18,818.17	6.2%	02-Nov-09	37																	
					Tramways	18,818.17	6.2%	02-Nov-09	37																	
					Tramways	18,818.17	6.2%	02-Nov-09	37																	
					Tramways	18,818.17	6.2%	02-Nov-09	37																	
					Tramways	18,818.17	6.2%	02-Nov-09	37																	
					Tramways	18,818.17	6.2%	02-Nov-09	37																	
					Tramways	18,818.17	6.2%	02-Nov-09	37																	
					Tramways	18,818.17	6.2%	02-Nov-09	37																	
					Tramways	18,818.17	6.2%	02-Nov-09	37																	
					Tramways	18,818.17	6.2%	02-Nov-09	37																	
					Tramways	18,818.17	6.2%	02-Nov-09	37																	
					Tramways	18,818.17	6.2%	02-Nov-09	37																	
					Tramways	18,818.17	6.2%	02-Nov-09	37																	
					Tramways	18,818.17	6.2%	02-Nov-09	37																	
					Tramways	18,818.17	6.2%	02-Nov-09	37																	
					Tramways	18,818.17	6.2%	02-Nov-09	37																	
					Tramways	18,818.17	6.2%	02-Nov-09	37																	
					Tramways	18,818.17	6.2%	02-Nov-09	37																	
					Tramways	18,818.17	6.2%	02-Nov-09	37																	
					Tramways	18,818.17	6.2%	02-Nov-09	37																	
					Tramways	18,818.17	6.2%	02-Nov-09	37																	
					Tramways	18,818.17	6.2%	02-Nov-09	37																	
					Tramways	18,818.17	6.2%	02-Nov-09	37																	
					Tramways	18,818.17	6.2%	02-Nov-09	37																	
					Tramways	18,818.17	6.2%	02-Nov-09	37																	
					Tramways	18,818.17	6.2%	02-Nov-09	37																	
					Tramways	18,818.17	6.2%	02-Nov-09	37																	
					Tramways	18,818.17	6.2%	02-Nov-09	37																	
					Tramways	18,818.17	6.2%	02-Nov-09	37																	
					Tramways	18,818.17	6.2%	02-Nov-09	37																	
					Tramways	18,818.17	6.2%	02-Nov-09	37																	
					Tramways	18,818.17	6.2%	02-Nov-09	37																	
					Tramways	18,818.17	6.2%	02-Nov-09	37																	
					Tramways	18,818.17	6.2%	02-Nov-09	37																	
					Tramways	18,818.17	6.2%	02-Nov-09	37																	
					Tramways	18,818.17	6.2%	02-Nov-09	37																	
					Tramways	18,818.17	6.2%	02-Nov-09	37																	
					Tramways	18,818.17	6.2%	02-Nov-09	37					</												

L1	L2	L3	L4	L5	Activity Name	Contract Value	Margin	Start Date	Prog	14	15	16	17	18	19	20	21	22	23	24	25	26	2009	Subtotal		
																									31-Jan-2009	28-Feb-2009
6A	Highways	1230	Shielding Area	10%	135,842.21	0.7%	23-Sep-08	13	10	14	14	14	14	14	14	14	14	14	14	14	14	14	14	14	136,542	
6A	Highways	1238	Hardware for trackworks resource	0%	9,994.25	0.0%	13-Jan-09	1	1	1	1	1	1	1	1	1	1	1	1	1	1	1	1	1	9,994	
6A	Highways	1239	Snagging	0%	15,681.64	0.0%	13-Jan-09	1	1	1	1	1	1	1	1	1	1	1	1	1	1	1	1	1	15,682	
6A	Highways	1240	Overhead Catenary Line	100%	85,052.78	100%	27-Aug-09	107	22	26	26	26	26	26	26	26	26	26	26	26	26	26	26	26	84,984	
6A	Highways	1241	Snagging	0%	9,994.25	0.0%	13-Jan-09	1	1	1	1	1	1	1	1	1	1	1	1	1	1	1	1	1	9,994	
6A	Highways	1242	Overhead Catenary Line	100%	15,681.64	100%	13-Jan-09	1	1	1	1	1	1	1	1	1	1	1	1	1	1	1	1	1	1	15,682
6A	Highways	1243	Snagging	0%	9,994.25	0.0%	13-Jan-09	1	1	1	1	1	1	1	1	1	1	1	1	1	1	1	1	1	1	9,994
6A	Highways	1244	Overhead Catenary Line - One Third	100%	11,249,933.28	100%	11-Dec-09	107	22	26	26	26	26	26	26	26	26	26	26	26	26	26	26	26	26	11,249,933
6A	Highways	1245	Snagging	0%	15,681.64	0.0%	13-Jan-09	1	1	1	1	1	1	1	1	1	1	1	1	1	1	1	1	1	1	15,682
6A	Highways	1246	Overhead Catenary Line - One Third	100%	6,456,467.55	100%	11-Dec-09	107	22	26	26	26	26	26	26	26	26	26	26	26	26	26	26	26	26	6,456,468
6A	Highways	1247	Snagging	0%	9,994.25	0.0%	13-Jan-09	1	1	1	1	1	1	1	1	1	1	1	1	1	1	1	1	1	1	9,994
6A	Highways	1248	Overhead Catenary Line - One Third	100%	86,100.09	100%	13-Jul-08	27	6	7	7	7	7	7	7	7	7	7	7	7	7	7	7	7	7	86,101
6A	Highways	1249	Snagging	0%	9,994.25	0.0%	13-Jul-08	27	6	7	7	7	7	7	7	7	7	7	7	7	7	7	7	7	7	9,994
6A	Highways	1250	Overhead Catenary Line - One Third	100%	318,046.06	100%	16-Feb-10	67	28	30	30	30	30	30	30	30	30	30	30	30	30	30	30	30	30	318,046
6A	Highways	1251	Snagging	0%	18,746.06	0.0%	16-Feb-10	67	28	30	30	30	30	30	30	30	30	30	30	30	30	30	30	30	30	18,746
6A	Highways	1252	Overhead Catenary Line - One Third	100%	318,046.06	100%	16-Feb-10	67	28	30	30	30	30	30	30	30	30	30	30	30	30	30	30	30	30	318,046
6A	Highways	1253	Snagging	0%	18,746.06	0.0%	16-Feb-10	67	28	30	30	30	30	30	30	30	30	30	30	30	30	30	30	30	30	18,746
6A	Highways	1254	Overhead Catenary Line - One Third	100%	10,708.62	100%	09-Apr-10	35	30	31	31	31	31	31	31	31	31	31	31	31	31	31	31	31	31	10,709
6A	Highways	1255	Snagging	0%	13,957.59	0.0%	09-Apr-10	35	30	31	31	31	31	31	31	31	31	31	31	31	31	31	31	31	31	13,958
6A	Highways	1256	Overhead Catenary Line - One Third	100%	13,957.59	100%	09-Apr-10	35	30	31	31	31	31	31	31	31	31	31	31	31	31	31	31	31	31	13,958
6A	Highways	1257	Snagging	0%	13,957.59	0.0%	09-Apr-10	35	30	31	31	31	31	31	31	31	31	31	31	31	31	31	31	31	31	13,958
6A	Highways	1258	Overhead Catenary Line - One Third	100%	13,957.59	100%	09-Apr-10	35	30	31	31	31	31	31	31	31	31	31	31	31	31	31	31	31	31	13,958
6A	Highways	1259	Snagging	0%	13,957.59	0.0%	09-Apr-10	35	30	31	31	31	31	31	31	31	31	31	31	31	31	31	31	31	31	13,958
6A	Highways	1260	Overhead Catenary Line - One Third	100%	13,957.59	100%	09-Apr-10	35	30	31	31	31	31	31	31	31	31	31	31	31	31	31	31	31	31	13,958
6A	Highways	1261	Snagging	0%	13,957.59	0.0%	09-Apr-10	35	30	31	31	31	31	31	31	31	31	31	31	31	31	31	31	31	31	13,958
6A	Highways	1262	Overhead Catenary Line - One Third	100%	13,957.59	100%	09-Apr-10	35	30	31	31	31	31	31	31	31	31	31	31	31	31	31	31	31	31	13,958
6A	Highways	1263	Snagging	0%	13,957.59	0.0%	09-Apr-10	35	30	31	31	31	31	31	31	31	31	31	31	31	31	31	31	31	31	13,958
6A	Highways	1264	Overhead Catenary Line - One Third	100%	13,957.59	100%	09-Apr-10	35	30	31	31	31	31	31	31	31	31	31	31	31	31	31	31	31	31	13,958
6A	Highways	1265	Snagging	0%	13,957.59	0.0%	09-Apr-10	35	30	31	31	31	31	31	31	31	31	31	31	31	31	31	31	31	31	13,958
6A	Highways	1266	Overhead Catenary Line - One Third	100%	13,957.59	100%	09-Apr-10	35	30	31	31	31	31	31	31	31	31	31	31	31	31	31	31	31	31	13,958
6A	Highways	1267	Snagging	0%	13,957.59	0.0%	09-Apr-10	35	30	31	31	31	31	31	31	31	31	31	31	31	31	31	31	31	31	13,958
6A	Highways	1268	Overhead Catenary Line - One Third	100%	13,957.59	100%	09-Apr-10	35	30	31	31	31	31	31	31	31	31	31	31	31	31	31	31	31	31	13,958
6A	Highways	1269	Snagging	0%	13,957.59	0.0%	09-Apr-10	35	30	31	31	31	31	31	31	31	31	31	31	31	31	31	31	31	31	13,958
6A	Highways	1270	Overhead Catenary Line - One Third	100%	13,957.59	100%	09-Apr-10	35	30	31	31	31	31	31	31	31	31	31	31	31	31	31	31	31	31	13,958
6A	Highways	1271	Snagging	0%	13,957.59	0.0%	09-Apr-10	35	30	31	31	31	31	31	31	31	31	31	31	31	31	31	31	31	31	13,958
6A	Highways	1272	Overhead Catenary Line - One Third	100%	13,957.59	100%	09-Apr-10	35	30	31	31	31	31	31	31	31	31	31	31	31	31	31	31	31	31	13,958
6A	Highways	1273	Snagging	0%	13,957.59	0.0%	09-Apr-10	35	30	31	31	31	31	31	31	31	31	31	31	31	31	31	31	31	31	13,958
6A	Highways	1274	Overhead Catenary Line - One Third	100%	13,957.59	100%	09-Apr-10	35	30	31	31	31	31	31	31	31	31	31	31	31	31	31	31	31	31	13,958
6A	Highways	1275	Snagging	0%	13,957.59	0.0%	09-Apr-10	35	30	31	31	31	31	31	31	31	31	31	31	31	31	31	31	31	31	13,958
6A	Highways	1276	Overhead Catenary Line - One Third	100%	13,957.59	100%	09-Apr-10	35	30	31	31	31	31	31	31	31	31	31	31	31	31	31	31	31	31	13,958
6A	Highways	1277	Snagging	0%	13,957.59	0.0%	09-Apr-10	35	30	31	31	31	31	31	31	31	31	31	31	31	31	31	31	31	31	13,958
6A	Highways	1278	Overhead Catenary Line - One Third	100%	13,957.59	100%	09-Apr-10	35	30	31	31	31	31	31	31	31	31	31	31	31	31	31	31	31	31	13,958
6A	Highways	1279	Snagging	0%	13,957.59	0.0%	09-Apr-10	35	30	31	31	31	31	31	31	31	31	31	31	31	31	31	31	31	31	13,958
6A	Highways	1280	Overhead Catenary Line - One Third	100%	13,957.59	100%	09-Apr-10	35	30	31	31	31	31	31	31	31	31	31	31	31	31	31	31	31	31	13,958
6A	Highways	1281	Snagging	0%	13,957.59	0.0%	09-Apr-10	35	30	31	31	31	31	31	31	31	31	31	31	31	31	31	31	31	31	13,958
6A	Highways	1282	Overhead Catenary Line - One Third	100%	13,957.59	100%	09-Apr-10	35	30	31	31	31	31	31	31	31	31	31	31	31	31	31	31	31	31	13,958
6A	Highways	1283	Snagging	0%	13,957.59	0.0%	09-Apr-10	35	30	31	31	31	31	31	31	31	31	31	31	31	31	31	31	31	31	13,958
6A	Highways	1284	Overhead Catenary Line - One Third	100%	13,957.59	100%	09-Apr-10	35	30	31	31	31	31	31	31	31	31	31	31	31	31	31	31	31	31	13,958
6A	Highways	1285	Snagging	0%	13,957.59	0.0%	09-Apr-10	35	30	31	31	31	31													



L1	L2	L3	L4	L5	Activity ID	Activity Name	Contract Value	Margin	Start Date	Prog	14	2009											2009 Subtotal GBP				
												14	15	16	17	18	19	20	21	22	23	24		25	26		
												31-Jan-2009	28-Feb-2009	28-Mar-2009	25-Apr-2009	23-May-2009	20-Jun-2009	18-Jul-2009	15-Aug-2009	12-Sep-2009	10-Oct-2009	07-Nov-2009	05-Dec-2009	02-Jan-2010			
					899	Track Lining (PR to AIR - 50k)	869,342.94	20.1%	03-Dec-09	35																	
					900	Track Lining (PR to AIR - 50k)	869,342.94	20.1%	03-Dec-09	35																	
					A2300	Track Lining (PR to AIR - 50k)	869,342.94	20.1%	03-Dec-09	35																	
						Track	23,114.11	9.7%	18-Dec-09	27																	
						Track	22,536.54	1.0%	18-Dec-09	27																	
						Highways	25,716.74	1.1%	18-Dec-09	27																	
						Highways	250.77	0.0%	18-Dec-09	27																	
						Highways	250.77	0.0%	18-Dec-09	27																	
						Highways	250.77	0.0%	18-Dec-09	27																	
						Highways	250.77	0.0%	18-Dec-09	27																	
						Highways	250.77	0.0%	18-Dec-09	27																	
						Highways	250.77	0.0%	18-Dec-09	27																	
						Highways	250.77	0.0%	18-Dec-09	27																	
						Highways	250.77	0.0%	18-Dec-09	27																	
						Highways	250.77	0.0%	18-Dec-09	27																	
						Highways	250.77	0.0%	18-Dec-09	27																	
						Highways	250.77	0.0%	18-Dec-09	27																	
						Highways	250.77	0.0%	18-Dec-09	27																	
						Highways	250.77	0.0%	18-Dec-09	27																	
						Highways	250.77	0.0%	18-Dec-09	27																	
						Highways	250.77	0.0%	18-Dec-09	27																	
						Highways	250.77	0.0%	18-Dec-09	27																	
						Highways	250.77	0.0%	18-Dec-09	27																	
						Highways	250.77	0.0%	18-Dec-09	27																	
						Highways	250.77	0.0%	18-Dec-09	27																	
						Highways	250.77	0.0%	18-Dec-09	27																	
						Highways	250.77	0.0%	18-Dec-09	27																	
						Highways	250.77	0.0%	18-Dec-09	27																	
						Highways	250.77	0.0%	18-Dec-09	27																	
						Highways	250.77	0.0%	18-Dec-09	27																	
						Highways	250.77	0.0%	18-Dec-09	27																	
						Highways	250.77	0.0%	18-Dec-09	27																	
						Highways	250.77	0.0%	18-Dec-09	27																	
						Highways	250.77	0.0%	18-Dec-09	27																	
						Highways	250.77	0.0%	18-Dec-09	27																	
						Highways	250.77	0.0%	18-Dec-09	27																	
						Highways	250.77	0.0%	18-Dec-09	27																	
						Highways	250.77	0.0%	18-Dec-09	27																	
						Highways	250.77	0.0%	18-Dec-09	27																	
						Highways	250.77	0.0%	18-Dec-09	27																	
						Highways	250.77	0.0%	18-Dec-09	27																	
						Highways	250.77	0.0%	18-Dec-09	27																	
						Highways	250.77	0.0%	18-Dec-09	27																	
						Highways	250.77	0.0%	18-Dec-09	27																	
						Highways	250.77	0.0%	18-Dec-09	27																	
						Highways	250.77	0.0%	18-Dec-09	27																	
						Highways	250.77	0.0%	18-Dec-09	27																	
						Highways	250.77	0.0%	18-Dec-09	27																	
						Highways	250.77	0.0%	18-Dec-09	27																	
						Highways	250.77	0.0%	18-Dec-09	27																	
						Highways	250.77	0.0%	18-Dec-09	27																	
						Highways	250.77	0.0%	18-Dec-09	27																	
						Highways	250.77	0.0%	18-Dec-09	27																	
						Highways	250.77	0.0%	18-Dec-09	27																	
						Highways	250.77	0.0%	18-Dec-09	27																	
						Highways	250.77	0.0%	18-Dec-09	27																	
						Highways	250.77	0.0%	18-Dec-09	27																	
						Highways	250.77	0.0%	18-Dec-09	27																	
						Highways	250.77	0.0%	18-Dec-09	27																	
						Highways	250.77	0.0%	18-Dec-09	27																	
						Highways	250.77	0.0%	18-Dec-09	27																	
						Highways	250.77	0.0%	18-Dec-09	27																	
						Highways	250.77	0.0%	18-Dec-09	27																	
						Highways	250.77	0.0%	18-Dec-09	27																	
						Highways	250.77	0.0%	18-Dec-09	27																	
						Highways	250.77	0.0%	18-Dec-09	27																	
						Highways	250.77	0.0%	18-Dec-09	27																	
						Highways	250.77																				

Project: Edinburgh Train Works
Subject: Milestone Payment Schedule
Currency: GBP

The Multi Service Group

BILFINGER BERGER

SIEMENS

Contract Value	% age	Start Date	Profit
			11

Activity Name

L1	L2	L3	L4	L5	Activity ID

2008
6

7
19-Jul-2008

8
16-Aug-2008

9
13-Sep-2008

10
11-Oct-2008

11
08-Nov-2008

12
06-Dec-2008

13
03-Jan-2009

2008
13

2008
13

2008
13

2008
13

2008
13


2008
13

2008
13

2008
13

Project: Establuish Train Network
 Subject: Missions Payment Schedule
 Currency: GBP

The Multi Services Group



Year
 Period
 Period End

Contract Value %age

Activity Name

L1 | L2 | L3 | L4 | L5 | Activity ID

Start Date

Program

2009
 20
 19
 18
 17
 16
 15
 14


26
 25
 24
 23
 22
 21
 20
 19
 18
 17
 16
 15
 14

31-Jan-2009
 28-Feb-2009
 28-Mar-2009
 25-Apr-2009
 23-May-2009
 20-Jun-2009
 19-Jul-2009
 15-Aug-2009
 12-Sep-2009
 10-Oct-2009
 07-Nov-2009
 05-Dec-2009
 02-Jan-2010

2009
 Subtotal
 GBP

Project: Edinburgh Train Network
 Subject: Milestone Payment Schedule
 Currency: GBP

The Multi Services Group




Contract Value	%age

Activity Name

L1	L2	L3	L4	L5	Activity ID

Start Date	Profit
	14

Year	Period	Period End
2010	27	30-Jan-2010
	28	27-Feb-2010
	29	27-Mar-2010
	30	24-Apr-2010
	31	22-May-2010
	32	19-Jun-2010
	33	17-Jul-2010
	34	14-Aug-2010
	35	11-Sep-2010
	36	09-Oct-2010
	37	06-Nov-2010
	38	04-Dec-2010
	39	01-Jan-2011
2010	Subtotal	GBP



Project Code	Activity Name	Contract Value	%age	Start Date	Prog	2011												Subtotal GBP	
						L1	L2	L3	L4	L5	Activity ID	40	41	42	43	44	45		46
						29-Jan-2011	29-Feb-2011	29-Mar-2011	29-Apr-2011	29-May-2011	29-Jun-2011	29-Jul-2011	29-Aug-2011	29-Sep-2011	29-Oct-2011	29-Nov-2011	29-Dec-2011	2011	
00A Mobilisation and Preliminaries	00A Mobilisation	5,274,633.07	100%	12-May-2009	1	5	5											5,274,633.07	
	Contract Award	11,008,324.98	100%	12-May-2009	1	5	5											11,008,324.98	
	Approval of Preliminary Design (Pre-Works Development Services)	1,008,324.98	9.2%	12-May-2009	1	5	5											1,008,324.98	
	Delivery of Mock-Up (Pre-Works Development Services)	1,008,324.98	9.2%	12-May-2009	1	5	5											1,008,324.98	
	Approval of Final Design (Pre-Works Development Services)	1,008,324.98	9.2%	12-May-2009	1	5	5											1,008,324.98	
	Approval of Final Design (Pre-Works Development Services)	1,008,324.98	9.2%	12-May-2009	1	5	5											1,008,324.98	
	Commencement of Train Works (Pre-Works Development Services)	1,008,324.98	9.2%	12-May-2009	1	5	5											1,008,324.98	
	Completion of 1st Trainset of bodyshells	3,302,497.49	30.7%	02-Jun-09	1	19	19												3,302,497.49
	Completion of 1st Trainset of bogies	3,302,497.49	30.7%	02-Jun-09	1	19	19												3,302,497.49
	Completion of assembly of 1st Train	3,302,497.49	30.7%	02-Jun-09	1	19	19												3,302,497.49
00B Delivery & Commissioning of Trains	00B Delivery & Commissioning of Trains	9,137,827.63	100%	09-Apr-2010	302	30	41											9,137,827.63	
	Delivery & Commissioning of Trains	9,137,827.63	100%	09-Apr-2010	302	30	41											9,137,827.63	
	Delivery of 1st Train	1,651,448.75	18.1%	09-Apr-10	302	30	30											1,651,448.75	
	Delivery of 2nd Train	1,651,448.75	18.1%	09-Apr-10	302	30	30											1,651,448.75	
	Delivery of 3rd Train	1,651,448.75	18.1%	09-Apr-10	302	30	30											1,651,448.75	
	Delivery of 4th Train	1,651,448.75	18.1%	09-Apr-10	302	30	30											1,651,448.75	
	Delivery of 5th Train	1,651,448.75	18.1%	09-Apr-10	302	30	30											1,651,448.75	
	Delivery of 6th Train	1,651,448.75	18.1%	09-Apr-10	302	30	30											1,651,448.75	
	Delivery of 7th Train	1,651,448.75	18.1%	09-Apr-10	302	30	30											1,651,448.75	
	Delivery of 8th Train	1,651,448.75	18.1%	09-Apr-10	302	30	30											1,651,448.75	
Delivery of 9th Train	1,651,448.75	18.1%	09-Apr-10	302	30	30											1,651,448.75		
00C Post Train Delivery Activities	00C Post Train Delivery Activities	5,504,162.40	100%	02-Dec-09	551	25	45											5,504,162.40	
	Delivery of Spares	1,100,832.50	20.0%	02-Dec-09	551	25	25											1,100,832.50	
	Delivery of all final Documentation	1,100,832.50	20.0%	02-Dec-09	551	25	25											1,100,832.50	
	Completion of Project Training	550,416.25	10.0%	02-Dec-09	551	25	25											550,416.25	
	Completion of Maintainer Training	550,416.25	10.0%	02-Dec-09	551	25	25											550,416.25	
	Completion of Integrated System Testing	550,416.25	10.0%	02-Dec-09	551	25	25											550,416.25	
	Commencement of Shadow Running	550,416.25	10.0%	02-Dec-09	551	25	25											550,416.25	
	Opening for Passenger Carrying Service	550,416.25	10.0%	02-Dec-09	551	25	25											550,416.25	
	Delivery of 21st Train	1,100,832.50	20.0%	04-Feb-11	551	41	41											1,100,832.50	
	Delivery of 22nd Train	1,100,832.50	20.0%	04-Feb-11	551	41	41											1,100,832.50	
Delivery of 23rd Train	1,100,832.50	20.0%	04-Feb-11	551	41	41											1,100,832.50		
Delivery of 24th Train	1,100,832.50	20.0%	04-Feb-11	551	41	41											1,100,832.50		
Delivery of 25th Train	1,100,832.50	20.0%	04-Feb-11	551	41	41											1,100,832.50		
Delivery of 26th Train	1,100,832.50	20.0%	04-Feb-11	551	41	41											1,100,832.50		
Delivery of 27th Train	1,100,832.50	20.0%	04-Feb-11	551	41	41											1,100,832.50		
Delivery of 28th Train	1,100,832.50	20.0%	04-Feb-11	551	41	41											1,100,832.50		
Delivery of 29th Train	1,100,832.50	20.0%	04-Feb-11	551	41	41											1,100,832.50		
Delivery of 30th Train	1,100,832.50	20.0%	04-Feb-11	551	41	41											1,100,832.50		
Delivery of 31st Train	1,100,832.50	20.0%	04-Feb-11	551	41	41											1,100,832.50		
Delivery of 32nd Train	1,100,832.50	20.0%	04-Feb-11	551	41	41											1,100,832.50		
Delivery of 33rd Train	1,100,832.50	20.0%	04-Feb-11	551	41	41											1,100,832.50		
Delivery of 34th Train	1,100,832.50	20.0%	04-Feb-11	551	41	41											1,100,832.50		
Delivery of 35th Train	1,100,832.50	20.0%	04-Feb-11	551	41	41											1,100,832.50		
Delivery of 36th Train	1,100,832.50	20.0%	04-Feb-11	551	41	41											1,100,832.50		
Delivery of 37th Train	1,100,832.50	20.0%	04-Feb-11	551	41	41											1,100,832.50		
Delivery of 38th Train	1,100,832.50	20.0%	04-Feb-11	551	41	41											1,100,832.50		
Delivery of 39th Train	1,100,832.50	20.0%	04-Feb-11	551	41	41											1,100,832.50		
Delivery of 40th Train	1,100,832.50	20.0%	04-Feb-11	551	41	41											1,100,832.50		
Delivery of 41st Train	1,100,832.50	20.0%	04-Feb-11	551	41	41											1,100,832.50		
Delivery of 42nd Train	1,100,832.50	20.0%	04-Feb-11	551	41	41											1,100,832.50		
Delivery of 43rd Train	1,100,832.50	20.0%	04-Feb-11	551	41	41											1,100,832.50		
Delivery of 44th Train	1,100,832.50	20.0%	04-Feb-11	551	41	41											1,100,832.50		
Delivery of 45th Train	1,100,832.50	20.0%	04-Feb-11	551	41	41											1,100,832.50		
Delivery of 46th Train	1,100,832.50	20.0%	04-Feb-11	551	41	41											1,100,832.50		
Delivery of 47th Train	1,100,832.50	20.0%	04-Feb-11	551	41	41											1,100,832.50		
Delivery of 48th Train	1,100,832.50	20.0%	04-Feb-11	551	41	41											1,100,832.50		
Delivery of 49th Train	1,100,832.50	20.0%	04-Feb-11	551	41	41											1,100,832.50		
Delivery of 50th Train	1,100,832.50	20.0%	04-Feb-11	551	41	41											1,100,832.50		
Delivery of 51st Train	1,100,832.50	20.0%	04-Feb-11	551	41	41											1,100,832.50		
Delivery of 52nd Train	1,100,832.50	20.0%	04-Feb-11	551	41	41											1,100,832.50		
Delivery of 53rd Train	1,100,832.50	20.0%	04-Feb-11	551	41	41											1,100,832.50		
Delivery of 54th Train	1,100,832.50	20.0%	04-Feb-11	551	41	41											1,100,832.50		
Delivery of 55th Train	1,100,832.50	20.0%	04-Feb-11	551	41	41											1,100,832.50		
Delivery of 56th Train	1,100,832.50	20.0%	04-Feb-11	551	41	41											1,100,832.50		
Delivery of 57th Train	1,100,832.50	20.0%	04-Feb-11	551	41	41											1,100,832.50		
Delivery of 58th Train	1,100,832.50	20.0%	04-Feb-11	551	41	41											1,100,832.50		
Delivery of 59th Train	1,100,832.50	20.0%	04-Feb-11	551	41	41											1,100,832.50		
Delivery of 60th Train	1,100,832.50	20.0%	04-Feb-11	551	41	41											1,100,832.50		
Delivery of 61st Train	1,100,832.50	20.0%	04-Feb-11	551	41	41											1,100,832.50		
Delivery of 62nd Train	1,100,832.50	20.0%	04-Feb-11	551	41	41											1,100,832.50		
Delivery of 63rd Train	1,100,832.50	20.0%	04-Feb-11	551	41	41											1,100,832.50		
Delivery of 64th Train	1,100,832.50	20.0%	04-Feb-11	551	41	41											1,100,832.50		
Delivery of 65th Train	1,100,832.50	20.0%	04-Feb-11	551	41	41											1,100,832.50		
Delivery of 66th Train	1,100,832.50	20.0%	04-Feb-11	551	41	41											1,100,832.50		
Delivery of 67th Train	1,100,832.50	20.0%	04-Feb-11	551	41	41											1,100,832.50		
Delivery of 68th Train	1,100,832.																		

Project: Edinburgh Train Network
 Subject: Mileage Payment Schedule
 Currency: GBP

The Multi Service Group:

BILFINGER BERGER

SIEI

Year
 Period
 Period End

L1	L2	L3	L4	L5	Activity ID	Activity Name	Contact Value	%age	Start Date	Profit
										15

2009	20	19	18	17	16	15	14	23	22	21	24	25	26	2009
	18-Jul-2009	20-Jun-2009	23-May-2009	25-Apr-2009	28-Mar-2009	29-Feb-2009	31-Jan-2009	10-Oct-2009	12-Sep-2009	15-Aug-2009	07-Nov-2009	05-Dec-2009	02-Jan-2010	Subtotal GBP

Project: Edinburg Train Network
 Subject: Mileston Payment Schedule
 Currency: GBP

The Multi Service Group:

BILFINGER BERGER

SIEI

L1	L2	L3	L4	L5	Activity ID
----	----	----	----	----	-------------

Activity Name

Contract Value	%age
----------------	------

Start Date	Program
	12

Year	Period
27	

27	30-Jan-2010	27-Feb-2010	27-Mar-2010	24-Apr-2010	30	31	19-Jun-2010	17-Jul-2010	14-Aug-2010	11-Sep-2010	09-Oct-2010	06-Nov-2010	04-Dec-2010	38	39
2010															
Subtotal															
GBP															

2010	Subtotal	GBP
------	----------	-----

Project: Edinburgh Train Network
 Subject: Milestones Payment Schedule
 Currency: GBP

The Multi-Service Group


BILFINGER BERGER

SIEI

Year
 Period
 Period End

L1	L2	L3	L4	L5	Activity ID	Activity Name	Contract Value	%age	Start Date	Prog#
										11

Year	Period	Period End
2011	40	29-Jan-2011
	41	28-Feb-2011
	42	28-Mar-2011
	43	23-Apr-2011
	44	21-May-2011
	45	18-Jun-2011
	46	16-Jul-2011
	47	13-Aug-2011
	48	10-Sep-2011
	49	08-Oct-2011
	50	05-Nov-2011
	51	03-Dec-2011
	52	31-Dec-2011
2011	Subtotal	GBP



L1	L2	L3	L4	L5	Activity ID	Activity Name	Contract Value	%age	Start Date	Finish	2009												2009 Subtotal GBP					
											14	15	16	17	18	19	20	21	22	23	24	25		26				
							Profit							Year														
							Start Date							Period														
Project Work							1,762,292.00		14-Apr-2008	14-Apr-2008	14	15	16	17	18	19	20	21	22	23	24	25	26					
00 Mobilisation & Milestone Completion							1,762,292.00		14-Apr-2008	16-Jul-2011	1889																	
00A Mobilisation & Milestone Completion							1,762,292.00		14-Apr-2008	16-Jul-2011	1889																	
00B Mobilisation & Milestone Completion							1,762,292.00	100%	14-Apr-08	16-Jul-11	1889	4	46															
00C							445,573.00	25.0%	17-Apr-10	23-Apr-10	1	29																
00D							623,802.20	35.0%	17-Apr-11	17-Jun-11	1	40																
00E							692,916.80	5.0%	15-Jul-11	15-Jul-11	1	46																

Project: Edinburgh Tram Network
 Subject: Milestone Payment Schedule
 Currency: GBP

The Multi Service Group
BILFINGER BERGER

SIEMENS

L1	L2	L3	L4	L5	Activity ID	Activity Name	Contract Value	%age	Start Date	Progress								
8	Jun-2008	7	19-Jul-2008	8	16-Aug-2008	9	13-Sep-2008	10	11-Oct-2008	11	08-Nov-2008	12	06-Dec-2008	13	03-Jan-2009	2008	Sumtotal	GBP

Project: Edinburg Train Network
 Subject: Mileston Payment Schedule
 Currency: GBP

The Multi Service Group:

BILFINGER BERGER

SIEI

L1	L2	L3	L4	L5	Activity ID	Activity Name	Contract Value	%age	Start Date	Program												
					27	30-Jan-2010	27-Feb-2010	27-Mar-2010	24-Apr-2010	22-May-2010	19-Jun-2010	17-Jul-2010	14-Aug-2010	11-Sep-2010	09-Oct-2010	06-Nov-2010	04-Dec-2010	01-Jan-2011	38	2010	Subtotal	GBP

Project: Edinburgh Train Network
 Subject: Mileage Payment Schedule
 Currency: GBP

The Multi Service Group

BILFINGER BERGER

SIEI

Year
 Period
 Period End

L1	L2	L3	L4	L5	Activity ID	Activity Name	Contact Value	%age	Start Date	Profit
										15

Year	Period	Period End
14	31-Jan-2014	
15	29-Feb-2015	
16	28-Mar-2016	
17	25-Apr-2017	
18	23-May-2018	
19	20-Jun-2019	
20	18-Jul-2020	
21	15-Aug-2021	
22	12-Sep-2022	
23	10-Oct-2023	
24	07-Nov-2024	
25	05-Dec-2025	
26	02-Jan-2026	
2009	Subtotal	GBP

Project: Edinburgh Train Network
 Subject: Milestone Payment Schedule
 Currency: GBP

The Multi-Service Group

BILFINGER BERGER

SIEI

L1	L2	L3	L4	L5	Activity ID	Activity Name	Contract Value	%age	Start Date	Program	2010												Subtotal	2010 GBP			
											27	28	29	30	31	32	33	34	35	36	37	38			39		
							Year Period							Period End													
							30-Jan-2010	27-Feb-2010	27-Mar-2010	24-Apr-2010	22-May-2010	19-Jun-2010	17-Jul-2010	14-Aug-2010	11-Sep-2010	09-Oct-2010	06-Nov-2010	04-Dec-2010	01-Jan-2011	30	31						
Project Total							1,013,080.00		17-Jan-2011	12																	
00 Spare Parts							1,013,080.00		17-Jan-2011																		
00A Spare Parts							1,013,080.00		17-Jan-2011																		
Spare Parts							1,013,080.00	100%	17-Jan-11																		
80A Spare Parts							1,013,080.00	100.0%	17-Jan-11																		

Project: Edisonville Train Network
 Subject: Milestone Payment Schedule
 Currency: GBP

The Multi Service Group:

BILFINGER BERGER

SIEI

Year
 Period
 Period End

Program
 12
 Start Date

Contract Value
 %age

Activity Name

Activity ID

L1 | L2 | L3 | L4 | L5 | Activity ID

27	28	29	30	31	32	33	34	35	36	37	38	39	2010 Subtotal GBP
30-Jan-2010	27-Feb-2010	27-Mar-2010	24-Apr-2010	22-May-2010	19-Jun-2010	17-Jul-2010	14-Aug-2010	11-Sep-2010	09-Oct-2010	06-Nov-2010	04-Dec-2010	01-Jan-2011	

