

tie Limited

(FOISA Exempt Commercial in Confidence)

**Paper to** : **tie Board**  
**Subject** : **Health & Safety Management Report: August 2008**  
**Date** : **11<sup>th</sup> September 2008**

---

### EXECUTIVE SUMMARY

Reportable safety performance in the period outlines to improve with no reportable accidents or incidents and the AFR for the project reducing to 0.09 (↓).

The Project AFR for MUDFA is 0.22 (↓) and INFRACO is 0.00 (→ ←).

#### **Comparison AFRs:**

<b>Organisation</b>	<b>Year to Date AFR</b>
Scottish Water Solutions	0.28
May Gurney Integrated Services	0.16
Carillion Civils	0.22
Carillion Infrastructure	0.26

The report includes incidents and trends analysis related to hours worked and draws attention to areas for improvement including, close out of audit findings (backlog being addressed in Period 6) and more active management of the NCR assumption process. This supports the increased scrutiny being implemented following audits carried out on Carillion's reinstatement and handback assurance process.

Effective management action and increased control arrangements are being implemented by Carillion and tie Ltd. Carillion's fresh management input also appear to bring a strong focus on safety and quality.

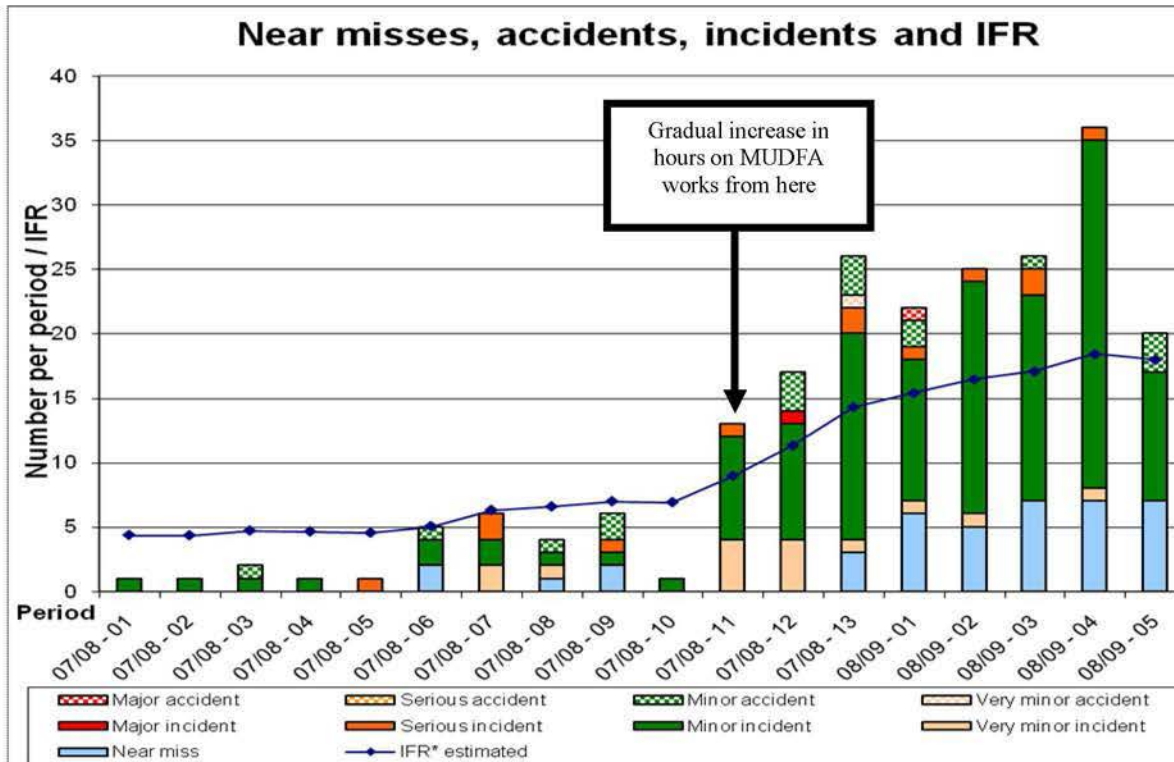
Work on information transfer and refinement of the GIS database to support tie's CDM responsibilities continues as programmed.

In addition tie have now appointed a new Head of Health and Safety (Bob Cummins) who will take up his duties on 29 September 2008. Delivery of the 2008/09 Health and Safety Plan, and the Safety Leadership Initiative across the Tram Project will be key objectives for him.

### ACCIDENTS AND INCIDENTS

There were 4 minor accidents, 10 incidents and 7 near misses reported in period 5.

- Accidents and Incidents by category overleaf;



- RIDDOR reportable accident update from period 1. Carillion have submitted a revised report which addresses tie's comments. Eight of the 10 recommendations have been closed. The other two are being progressed.
- Corrective Action
  - Safety Stand-downs have been held by Carillion involving all staff (latest was 15<sup>th</sup> & 16<sup>th</sup> July), further safety stand downs TBC
  - Roll out of safety initiatives by Carillion (Target Zero, Don't Walk by, etc)
  - Introduction of a mandatory gloves and eye protection policy on all Carillion sites from 1<sup>st</sup> Sept.
  - Competence Assessments have been undertaken and are on-going of all Carillion and sub-contractor staff

### SAFETY ALERTS/ BULLETINS

A media release was issued by NHS Lothian Communications as a Response to Queries on: **Flooding-related Potential Health Issues**, this follows the death of an operative, plus the potential infection of 18 members of contractor's site staff after contractor's site flooded in the recent bad weather when they were building flood prevention measures.

Due the above release and that we are working in below ground chambers and sewers the topic of this month's message is **Leptospirosis (Weils Disease)**.

#### **Weil's disease**

This is a serious and sometimes fatal infection that is transmitted to humans by contact with urine from infected rats.

#### **How might I catch it?**

The bacteria can get into your body through cuts and scratches and through the lining of the mouth, throat and eyes after contact with infected urine or contaminated water, such as in sewers, ditches, ponds and slow-flowing rivers.

### **What are the symptoms?**

Both diseases start with a flu-like illness with a persistent and severe headache, which can lead to vomiting and muscle pains and ultimately to jaundice, meningitis and kidney failure. In rare cases the diseases can be fatal.

### **What are the control measures?**

- Eradicate rats. Don't touch them with unprotected hands.
- Wash cuts and grazes immediately with soap and running water and cover all cuts and broken skin with waterproof plasters before and during work.
- Wear protective clothing.

All bulletins are distributed by e-mail to target staff and contractors.

### **SAFETY MEMORANDUM**

None issued

### **DISPLAY SCREEN ASSESSMENTS**

The programme of display screen assessments was suspended pending the movement of staff for the re-organisation but is now re-instituted led by Jim Ritchie.

### **HSE/ HMRI LIAISON/ ACTION**

None this period

### **FIRES, ENVIRONMENTAL, INCIDENTS AND DANGEROUS OCCURENCES THIS MONTH.**

Period 5 – 4 accidents, 10 incidents and 7 near misses

- AIIR 00260: Operative twisted over on his ankle. First Aid personnel were in attendance. Injured party was taken to hospital, confirmed he suffered damaged tendons.
- AIIR 00261: Operative cut his hand whilst manual lifting reinforced steel bars - He attended the local hospital and was given antibiotics and the cut was cleaned and dressed.
- AIIR 00267: IP received 8 wasp stings on the back of his hand, neck and back, treatment at hospital, returned to work same day.
- AIIR 00269: Operative got foreign body in eye whilst removing safety goggles, washed out eye and returned to work.

### **REPORTING AND AUDITING**

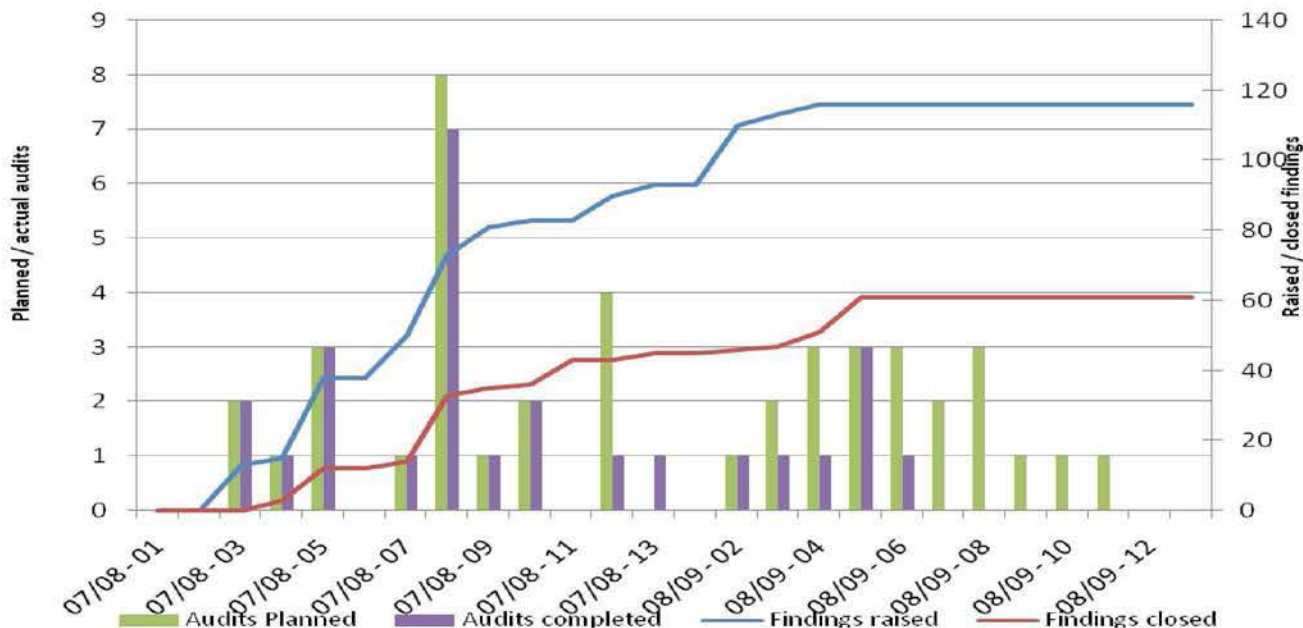
The Period 5 report for **tie** Ltd. has been prepared and is reported in Appendix 1, consolidated for the company.

Key issues to note are:

- AFR has reduced to 0.09, Project to Date, with 1241856 hours worked.
- There were 3 Tram Audits programmed with 3 completed during this reporting period. 7 audit findings raised within period, 6 audit findings closed, 1 audit finding open.
- System Safety Audits, System Safety Audit Closure plan has been implemented. New dates for closure have been agreed with the actionees.
- A purge to gain closure of outstanding audit findings will be pursued in period 6, where closure cannot be gained, an action plan for closure will be agreed with the actionees.
- There were 3 Safety Tours completed against a plan of 7 for the period.

- 4 safety tours not completed due to lack of Infracore worksites and MUDFA worksites stood down due to the festival embargo.
- The 4 outstanding safety tours have been re-scheduled for period 6

**Audits and audit findings (all years)**



**TRAINING**

Training carried out during 2008-2009

COURSE	tie Employees	Consultants	TOTAL
Fire Safety	0	0	0
Fire Warden/ Fire Marshall	0	0	0
DSE Risk Assessments	27	0	27
Method Statement Review Process	0	0	0
NCR Process	10	0	10

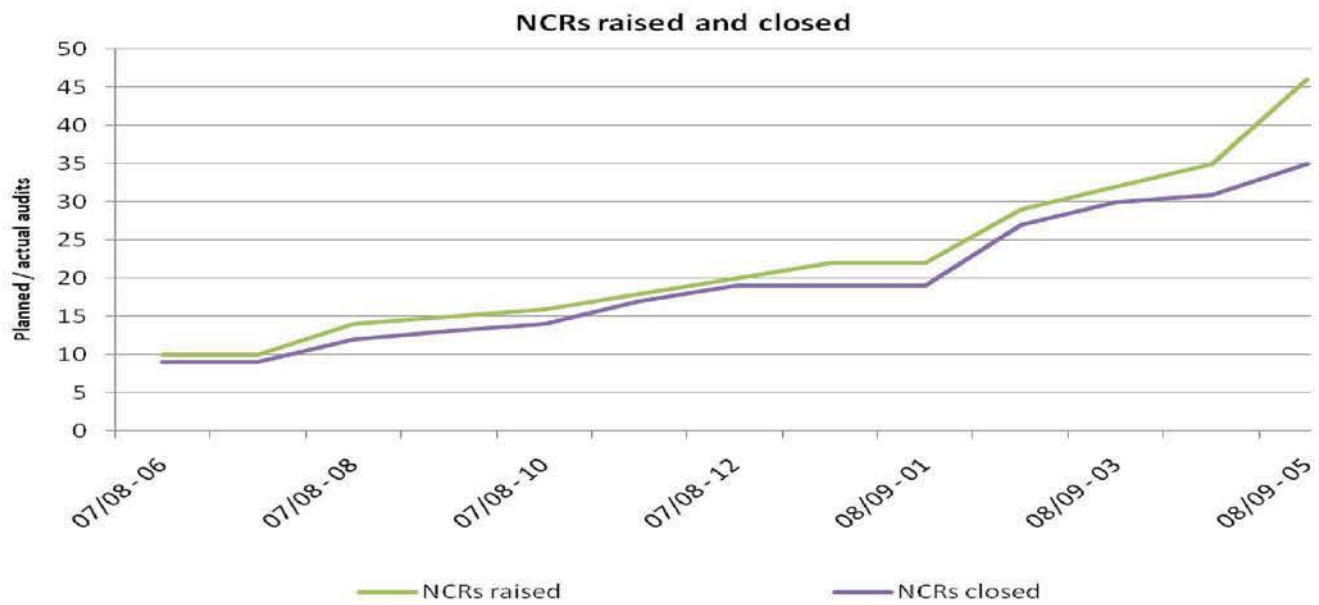
**FIRE DRILL**

Nothing to report

**QUALITY**

- Non-conformance raised during the reporting period 5;
  - 11 new NCR's raised in the period, 7 currently open. There are no significant issues.
  - 4 NCR's were closed in the period – NCR039, NCR040, NCR041 and NCR042.
- There is 1 outstanding NCR from period 8, concerning the concrete cube test failure of a BT chamber. This has been escalated within Carillion and continues to be progressed. A further core sample is being taken and the results presented to BT. Failure to accept will result in the chamber being demolished and re-constructed.

- There is 1 outstanding NCR from period 2, Carillion installed pipe bends which was not consistent with design. A formal response from Carillion expected in period 5 confirming the installation is acceptable and that they will conform to the tie TQ process in future.
- A purge to gain closure of outstanding NCRs will be pursued in period 6, where closure cannot be gained, an action plan for closure will be agreed with the actionees.
- Customer contacts/ enquiries: A total of 192 contacts/ enquiries were received in period 5. This breaks down to: 46 complaints, 88 information requests, 4 land and property, 9 traffic management, 1 suggestions, 2 Business Support, 11 building fixings, 25 insurance claims and 6 other;



**ENVIRONMENT**

- Waste Management
  - MUDFA AMIS Materials and Waste Management  
Total waste arisings from utility diversion works – 3705 tonnes  
Non-hazardous (Leith Office and Depot) – 33.71 tonnes  
(15.79 tonnes to landfill and 17.92 tonnes recycled)
  - Infraco Materials and Waste Management will be included in the next report.

Contaminated land was identified at the Gogar Tram Depot in early period 6. Substance has been analyzed, awaiting full report from testing organisation, full details will be included within period 6 report.

Prepared by: Gary Harsant, HSQE

Date: 2<sup>nd</sup> September 2008

**APPENDIX 1**

# Tram consolidated

	2008-2009 Period 5		Project to date
	Period	Year to date	
<b>SAFETY DATA</b>			
<b>Interaction with Health &amp; Safety Executive</b>			
Visits by the Health & Safety Executive	0	2	2
Prosecutions pending	0	0	0
Convictions	0	0	0
Improvement Notices issued	0	0	0
Improvement Notices closed out	0	0	0
Improvement Notices open	0	0	0
Prohibition Notices issued	0	0	0
Prohibition Notices closed out	0	0	0
Prohibition Notices open	0	0	0
<b>Statutory Reporting RIDDORs</b>			
Fatal	0	0	0
Major Injuries	0	1	1
Lost Time Reportables	0	0	0
Notifiable Dangerous Occurrences	0	0	0
<b>tie RIDDORs</b>	0	0	0
<b>TOTAL</b>	<b>0</b>	<b>1</b>	<b>1</b>
<b>Other non-RIDDOR events</b>			
Accidents - Lost Time	0	0	4
Accidents - Other	4	7	19
Incidents	10	87	143
<b>tie Non-RIDDOR Accidents</b>	0	0	1
<b>TOTAL</b>	<b>14</b>	<b>94</b>	<b>167</b>
<b>Hours Worked</b>			
Total hours worked - SITE	49,205	223,383	363,148
Total hours worked - NON-SITE	28,294	179,148	625,389
<b>tie hours worked</b>	14,580	64,625	253,319
<b>TOTAL</b>	<b>92,079</b>	<b>467,156</b>	<b>1241856</b>
<b>Accident Performance YTD</b>			
AFR to date	0.00	0.21	0.09
Reportable Injuries / Lost time accidents to date	0	1	1
Dangerous Occurrences to date	0	0	0
<b>Near Misses</b>			
Number of Near Misses	7	32	50

		2008-2009 Period 5		Project to date
		Period	Year to date	
<b>COMPLIANCE</b>				
<b>MONITORING DATA</b>				
Contractor Internal and Sub-contractor Audits				
	Monitoring planned	2	16	68
	Monitoring conducted	2	15	58
	<b>% Achieved</b>	<b>100%</b>	<b>94%</b>	<b>85%</b>
<b>Safety Tours</b>				
tie Safety Tours				
	Tours planned	7	24	51
	Tours conducted	3	13	27
	<b>% Achieved</b>	<b>43%</b>	<b>54%</b>	<b>53%</b>
<b>NONCONFORMANCE REPORTS</b>				
Contractor and Sub-contractor				
	NCRs raised	11	24	46
	NCRs closed out	4	16	35
	NCRs overdue	0		15
	NCRs open	7		11
	<b>% Achieved</b>	<b>36%</b>		<b>77%</b>
<b>AUDIT DATA</b>				
Contractor Internal and Sub-contractor Audits				
	Audits planned	3	9	31
	Audits conducted	3	6	25
	Audit findings raised	0	23	116
	Audit findings closed out	10	16	61
	Audit findings overdue	0		55
	Audit findings open	0		34
	<b>% Achieved</b>	<b>100%</b>		<b>80%</b>

	2008-2009 Period 5		Project to date
	Period	Year to date	
<b>ENVIRONMENTAL DATA</b>			
<b>Pollution Incidents</b>			
Minor Pollution Incidents	0	0	0
Major Pollution Incidents	0	0	0
Environmental Incidents	0	3	3
Pollution/Environmental Incidents Closed Out	0	3	3
<b>Complaints/Enquiries</b>			
Complaints/Enquiries from statutory bodies relating to noise	0	0	0
Complaints/Enquiries from statutory bodies relating to vibration	0	0	0
Complaints/Enquiries from statutory bodies relating to litter	0	0	0
Complaints/Enquiries from statutory bodies relating to vegetation	0	0	0
Complaints/Enquiries from statutory bodies relating to other environmental issues	0	0	0
No. of Complaints/Enquiries from statutory bodies closed out	0	0	0
Number of Complaints/Enquiries received from residents	192	796	1,650
<b>Materials &amp; Waste Management</b>			
<b>Controlled Waste to Landfill</b>			
Inert	0	0	462
Non-hazardous	15.79	39	86
Special	0	0	155
<b>Recycled</b>			
Scrap metal	2.7	6	19
Concrete	0	0	0
Cardboard/paper	1.55	5	23
Wood (including waste pallets, cable drums)	12	28	108
Spoil	3705	12179	29772
Tyres	0	0	11
Others (please provide detail)			493,550
Aluminium cans	0.04	0	0
Plastic pipe	1.63	5	5
<b>Total Waste Produced</b>	<b>3739</b>	<b>12261</b>	<b>524198</b>