





GENERAL INFORMATION										PROJECT INFORMATION										ENVIRONMENTAL INFORMATION										SOCIAL INFORMATION										ECONOMIC INFORMATION										LEGAL INFORMATION									
NO.	DESCRIPTION	DATE	STATUS	TYPE	LOCATION	AREA	PERCENTAGE	REMARKS	NO.	DESCRIPTION	DATE	STATUS	TYPE	LOCATION	AREA	PERCENTAGE	REMARKS	NO.	DESCRIPTION	DATE	STATUS	TYPE	LOCATION	AREA	PERCENTAGE	REMARKS	NO.	DESCRIPTION	DATE	STATUS	TYPE	LOCATION	AREA	PERCENTAGE	REMARKS	NO.	DESCRIPTION	DATE	STATUS	TYPE	LOCATION	AREA	PERCENTAGE	REMARKS															
1	...	...	...	...	...	...	...	...	1	...	...	...	...	...	...	...	...	1	...	...	...	...	...	...	...	...	1	...	...	...	...	...	...	...	1	...	...	...	...	...	...	...	...	...	...	...	...												
2	...	...	...	...	...	...	...	...	2	...	...	...	...	...	...	...	...	2	...	...	...	...	...	...	...	...	2	...	...	...	...	...	...	...	...	2	...	...	...	...	...	...	...	...	...	...	...	...	...	...									
3	...	...	...	...	...	...	...	...	3	...	...	...	...	...	...	...	...	3	...	...	...	...	...	...	...	...	3	...	...	...	...	...	...	...	...	3	...	...	...	...	...	...	...	...	...	...	...	...	...	...	...								
4	...	...	...	...	...	...	...	...	4	...	...	...	...	...	...	...	...	4	...	...	...	...	...	...	...	...	4	...	...	...	...	...	...	...	...	4	...	...	...	...	...	...	...	...	...	...	...	...	...	...									
5	...	...	...	...	...	...	...	...	5	...	...	...	...	...	...	...	...	5	...	...	...	...	...	...	...	...	5	...	...	...	...	...	...	...	...	...	5	...	...	...	...	...	...	...	...	...	...	...	...	...	...								
6	...	...	...	...	...	...	...	...	6	...	...	...	...	...	...	...	...	6	...	...	...	...	...	...	...	...	6	...	...	...	...	...	...	...	...	...	6	...	...	...	...	...	...	...	...	...	...	...	...	...	...								
7	...	...	...	...	...	...	...	...	7	...	...	...	...	...	...	...	...	7	...	...	...	...	...	...	...	...	7	...	...	...	...	...	...	...	...	...	7	...	...	...	...	...	...	...	...	...	...	...	...	...	...								
8	...	...	...	...	...	...	...	...	8	...	...	...	...	...	...	...	...	8	...	...	...	...	...	...	...	...	8	...	...	...	...	...	...	...	...	...	8	...	...	...	...	...	...	...	...	...	...	...	...	...	...								
9	...	...	...	...	...	...	...	...	9	...	...	...	...	...	...	...	...	9	...	...	...	...	...	...	...	...	9	...	...	...	...	...	...	...	...	...	9	...	...	...	...	...	...	...	...	...	...	...	...	...	...								
10	...	...	...	...	...	...	...	...	10	...	...	...	...	...	...	...	...	10	...	...	...	...	...	...	...	...	10	...	...	...	...	...	...	...	...	...	10	...	...	...	...	...	...	...	...	...	...	...	...	...	...								

Year	Category	Value
2015	...	...
2016	...	...
2017	...	...
2018	...	...
2019	...	...
2020	...	...
2021	...	...
2022	...	...
2023	...	...
2024	...	...
2025	...	...
2026	...	...
2027	...	...
2028	...	...
2029	...	...
2030	...	...
2031	...	...
2032	...	...
2033	...	...
2034	...	...
2035	...	...
2036	...	...
2037	...	...
2038	...	...
2039	...	...
2040	...	...
2041	...	...
2042	...	...
2043	...	...
2044	...	...
2045	...	...
2046	...	...
2047	...	...
2048	...	...
2049	...	...
2050	...	...
2051	...	...
2052	...	...
2053	...	...
2054	...	...
2055	...	...
2056	...	...
2057	...	...
2058	...	...
2059	...	...
2060	...	...
2061	...	...
2062	...	...
2063	...	...
2064	...	...
2065	...	...
2066	...	...
2067	...	...
2068	...	...
2069	...	...
2070	...	...
2071	...	...
2072	...	...
2073	...	...
2074	...	...
2075	...	...
2076	...	...
2077	...	...
2078	...	...
2079	...	...
2080	...	...
2081	...	...
2082	...	...
2083	...	...
2084	...	...
2085	...	...
2086	...	...
2087	...	...
2088	...	...
2089	...	...
2090	...	...
2091	...	...
2092	...	...
2093	...	...
2094	...	...
2095	...	...
2096	...	...
2097	...	...
2098	...	...
2099	...	...

GENERAL INFORMATION										PROJECT INFORMATION										SCHEDULE										RESOURCES										COSTS									
NO.	DESCRIPTION	UNIT	QTY	UNIT PRICE	TOTAL PRICE	START DATE	END DATE	ACTUAL START DATE	ACTUAL END DATE	ACTUAL QTY	ACTUAL PRICE	ACTUAL TOTAL PRICE	ACTUAL START DATE	ACTUAL END DATE	ACTUAL QTY	ACTUAL PRICE	ACTUAL TOTAL PRICE	ACTUAL START DATE	ACTUAL END DATE	ACTUAL QTY	ACTUAL PRICE	ACTUAL TOTAL PRICE	ACTUAL START DATE	ACTUAL END DATE	ACTUAL QTY	ACTUAL PRICE	ACTUAL TOTAL PRICE	ACTUAL START DATE	ACTUAL END DATE	ACTUAL QTY	ACTUAL PRICE	ACTUAL TOTAL PRICE	ACTUAL START DATE	ACTUAL END DATE	ACTUAL QTY	ACTUAL PRICE	ACTUAL TOTAL PRICE												
1	Excavation	m <sup>3</sup>	100	100	10000	2023-01-01	2023-01-31	2023-01-01	2023-01-31	100	100	10000	2023-01-01	2023-01-31	100	100	10000	2023-01-01	2023-01-31	100	100	10000	2023-01-01	2023-01-31	100	100	10000	2023-01-01	2023-01-31	100	100	10000	2023-01-01	2023-01-31	100	100	10000												
2	Concrete	m <sup>3</sup>	200	200	40000	2023-02-01	2023-02-28	2023-02-01	2023-02-28	200	200	40000	2023-02-01	2023-02-28	200	200	40000	2023-02-01	2023-02-28	200	200	40000	2023-02-01	2023-02-28	200	200	40000	2023-02-01	2023-02-28	200	200	40000	2023-02-01	2023-02-28	200	200	40000												
3	Reinforcement	kg	500	500	250000	2023-02-01	2023-02-28	2023-02-01	2023-02-28	500	500	250000	2023-02-01	2023-02-28	500	500	250000	2023-02-01	2023-02-28	500	500	250000	2023-02-01	2023-02-28	500	500	250000	2023-02-01	2023-02-28	500	500	250000	2023-02-01	2023-02-28	500	500	250000												
4	Formwork	m <sup>2</sup>	1000	1000	1000000	2023-02-01	2023-02-28	2023-02-01	2023-02-28	1000	1000	1000000	2023-02-01	2023-02-28	1000	1000	1000000	2023-02-01	2023-02-28	1000	1000	1000000	2023-02-01	2023-02-28	1000	1000	1000000	2023-02-01	2023-02-28	1000	1000	1000000	2023-02-01	2023-02-28	1000	1000	1000000												
5	Painting	m <sup>2</sup>	500	500	250000	2023-03-01	2023-03-31	2023-03-01	2023-03-31	500	500	250000	2023-03-01	2023-03-31	500	500	250000	2023-03-01	2023-03-31	500	500	250000	2023-03-01	2023-03-31	500	500	250000	2023-03-01	2023-03-31	500	500	250000	2023-03-01	2023-03-31	500	500	250000												
6	Electrical	m	100	100	10000	2023-04-01	2023-04-30	2023-04-01	2023-04-30	100	100	10000	2023-04-01	2023-04-30	100	100	10000	2023-04-01	2023-04-30	100	100	10000	2023-04-01	2023-04-30	100	100	10000	2023-04-01	2023-04-30	100	100	10000	2023-04-01	2023-04-30	100	100	10000												
7	Plumbing	m	100	100	10000	2023-04-01	2023-04-30	2023-04-01	2023-04-30	100	100	10000	2023-04-01	2023-04-30	100	100	10000	2023-04-01	2023-04-30	100	100	10000	2023-04-01	2023-04-30	100	100	10000	2023-04-01	2023-04-30	100	100	10000	2023-04-01	2023-04-30	100	100	10000												
8	Roofing	m <sup>2</sup>	1000	1000	1000000	2023-05-01	2023-05-31	2023-05-01	2023-05-31	1000	1000	1000000	2023-05-01	2023-05-31	1000	1000	1000000	2023-05-01	2023-05-31	1000	1000	1000000	2023-05-01	2023-05-31	1000	1000	1000000	2023-05-01	2023-05-31	1000	1000	1000000	2023-05-01	2023-05-31	1000	1000	1000000												
9	Interior	m <sup>2</sup>	1000	1000	1000000	2023-06-01	2023-06-30	2023-06-01	2023-06-30	1000	1000	1000000	2023-06-01	2023-06-30	1000	1000	1000000	2023-06-01	2023-06-30	1000	1000	1000000	2023-06-01	2023-06-30	1000	1000	1000000	2023-06-01	2023-06-30	1000	1000	1000000	2023-06-01	2023-06-30	1000	1000	1000000												
10	Exterior	m <sup>2</sup>	1000	1000	1000000	2023-06-01	2023-06-30	2023-06-01	2023-06-30	1000	1000	1000000	2023-06-01	2023-06-30	1000	1000	1000000	2023-06-01	2023-06-30	1000	1000	1000000	2023-06-01	2023-06-30	1000	1000	1000000	2023-06-01	2023-06-30	1000	1000	1000000	2023-06-01	2023-06-30	1000	1000	1000000												



	1
	1
	2
	3
	4
	5
	6
	7
	8
	9
	10
	11
	12
	13
	14
	15
	16
	17
	18
	19
	20
	21
	22
	23
	24
	25
	26
	27
	28
	29
	30
	31
	32
	33
	34
	35
	36
	37
	38
	39
	40
	41
	42
	43
	44
	45
	46
	47
	48
	49
	50
	51
	52
	53
	54
	55
	56
	57
	58
	59
	60
	61
	62
	63
	64
	65
	66
	67
	68
	69
	70
	71
	72
	73
	74
	75
	76
	77
	78
	79
	80
	81
	82
	83
	84
	85
	86
	87
	88
	89
	90
	91
	92
	93
	94
	95
	96
	97
	98
	99
	100

GENERAL INFORMATION		PLANNING INFORMATION		ACTIVITY INFORMATION		RESOURCE INFORMATION		TIME INFORMATION		COST INFORMATION		ACTIVITY STATUS INFORMATION											
ACTIVITY ID	ACTIVITY NAME	START DATE	END DATE	ACTIVITY TYPE	ACTIVITY STATUS	ACTIVITY COLOR	ACTIVITY COLOR	ACTIVITY COLOR	ACTIVITY COLOR	ACTIVITY COLOR	ACTIVITY COLOR	ACTIVITY COLOR	ACTIVITY COLOR	ACTIVITY COLOR	ACTIVITY COLOR	ACTIVITY COLOR	ACTIVITY COLOR	ACTIVITY COLOR	ACTIVITY COLOR	ACTIVITY COLOR	ACTIVITY COLOR	ACTIVITY COLOR	ACTIVITY COLOR
1																							





The image displays a large, multi-column data table, likely an accounting or financial ledger, oriented horizontally. The table has a grid structure with many columns and rows. The top portion of the table features a header area with various colored bands: yellow, light blue, and pink. Several rows in the table are highlighted in yellow, and a significant horizontal band across the middle is highlighted in pink. Some cells within the table contain diagonal hatching. The data appears to be organized into multiple sections, with columns containing numerical values, text descriptions, and possibly dates or codes. The overall layout is dense and detailed.

Table Title	

GENERAL INFORMATION				PROJECT INFORMATION		COORDINATOR		CLIENT		DATE		REVISION		APPROVED		STATUS		COST		ANALYSIS			
NO.	DESCRIPTION	UNIT	QTY.	NO.	DESCRIPTION	UNIT	QTY.	NO.	DESCRIPTION	UNIT	QTY.	NO.	DESCRIPTION	UNIT	QTY.	NO.	DESCRIPTION	UNIT	QTY.	NO.	DESCRIPTION	UNIT	QTY.



Project Information										Financial Summary										Operational Data										Performance Indicators										
ID	Name	Start	End	Status	Budget	Actual	Variance	Forecast	Risk	Impact	Q1	Q2	Q3	Q4	YTD	Target	Actual	Deviation	Forecast	Q1	Q2	Q3	Q4	YTD	Target	Actual	Deviation	Forecast	Q1	Q2	Q3	Q4	YTD	Target	Actual	Deviation	Forecast			
001	Project A	2023-01-01	2023-06-30	Completed	1000000	1000000	0	1000000	Low	High	100	100	100	100	100	100	100	0	100	100	100	100	100	100	100	100	100	100	100	100	100	100	100	100	100	100	100	100		
002	Project B	2023-02-01	2023-07-31	In Progress	800000	750000	-50000	800000	Medium	Medium	85	80	85	90	85	85	80	-50000	800000	80	75	80	85	80	80	75	-50000	800000	85	80	85	90	85	85	80	-50000	800000	85	80	-50000
003	Project C	2023-03-01	2023-08-31	On Hold	600000	600000	0	600000	High	Low	60	60	60	60	60	60	60	0	600000	60	60	60	60	60	60	60	60	60	60	60	60	60	60	60	60	60	60	60	60	60
004	Project D	2023-04-01	2023-09-30	Planned	400000	400000	0	400000	Low	High	40	40	40	40	40	40	40	0	400000	40	40	40	40	40	40	40	40	40	40	40	40	40	40	40	40	40	40	40	40	40
005	Project E	2023-05-01	2023-10-31	Not Started	200000	200000	0	200000	Medium	Medium	20	20	20	20	20	20	20	0	200000	20	20	20	20	20	20	20	20	20	20	20	20	20	20	20	20	20	20	20	20	20





ID	NAME	TYPE	STATUS	PRIORITY	ASSIGNED TO	START DATE	END DATE	DAYS	HOURS	COST	REMARKS	C1	C2	C3	C4	C5	C6	C7	C8	C9	C10	C11	C12	C13	C14	C15	C16	C17	C18	C19	C20	C21	C22	C23	C24	C25		
1																																						
2																																						
3																																						
4																																						
5																																						
6																																						
7																																						
8																																						
9																																						
10																																						
11																																						
12																																						
13																																						
14																																						
15																																						
16																																						
17																																						
18																																						
19																																						
20																																						
21																																						
22																																						
23																																						
24																																						
25																																						
26																																						
27																																						
28																																						
29																																						
30																																						
31																																						
32																																						
33																																						
34																																						
35																																						
36																																						
37																																						
38																																						
39																																						
40																																						
41																																						
42																																						
43																																						
44																																						
45																																						
46																																						
47																																						
48																																						
49																																						
50																																						



GENERAL INFORMATION										PROJECT INFORMATION										SCHEDULE										RESOURCES										COSTS									
NO.	DESCRIPTION	UNIT	QTY	UNIT PRICE	TOTAL PRICE	START DATE	END DATE	ACTUAL START DATE	ACTUAL END DATE	ACTUAL QTY	ACTUAL PRICE	ACTUAL TOTAL PRICE	ACTUAL START DATE	ACTUAL END DATE	ACTUAL QTY	ACTUAL PRICE	ACTUAL TOTAL PRICE	ACTUAL START DATE	ACTUAL END DATE	ACTUAL QTY	ACTUAL PRICE	ACTUAL TOTAL PRICE	ACTUAL START DATE	ACTUAL END DATE	ACTUAL QTY	ACTUAL PRICE	ACTUAL TOTAL PRICE	ACTUAL START DATE	ACTUAL END DATE	ACTUAL QTY	ACTUAL PRICE	ACTUAL TOTAL PRICE	ACTUAL START DATE	ACTUAL END DATE	ACTUAL QTY	ACTUAL PRICE	ACTUAL TOTAL PRICE												
1	Excavation and backfill	m <sup>3</sup>	100	100	10000	2023-01-01	2023-01-31	2023-01-01	2023-01-31	100	100	10000	2023-01-01	2023-01-31	100	100	10000	2023-01-01	2023-01-31	100	100	10000	2023-01-01	2023-01-31	100	100	10000	2023-01-01	2023-01-31	100	100	10000	2023-01-01	2023-01-31	100	100	10000												
2	Concrete structure	m <sup>3</sup>	200	200	40000	2023-02-01	2023-02-28	2023-02-01	2023-02-28	200	200	40000	2023-02-01	2023-02-28	200	200	40000	2023-02-01	2023-02-28	200	200	40000	2023-02-01	2023-02-28	200	200	40000	2023-02-01	2023-02-28	200	200	40000	2023-02-01	2023-02-28	200	200	40000												
3	Reinforcement steel	kg	5000	5000	250000	2023-02-01	2023-02-28	2023-02-01	2023-02-28	5000	5000	250000	2023-02-01	2023-02-28	5000	5000	250000	2023-02-01	2023-02-28	5000	5000	250000	2023-02-01	2023-02-28	5000	5000	250000	2023-02-01	2023-02-28	5000	5000	250000	2023-02-01	2023-02-28	5000	5000	250000												
4	Formwork	m <sup>2</sup>	1000	1000	100000	2023-02-01	2023-02-28	2023-02-01	2023-02-28	1000	1000	100000	2023-02-01	2023-02-28	1000	1000	100000	2023-02-01	2023-02-28	1000	1000	100000	2023-02-01	2023-02-28	1000	1000	100000	2023-02-01	2023-02-28	1000	1000	100000	2023-02-01	2023-02-28	1000	1000	100000												
5	Painting	m <sup>2</sup>	500	500	25000	2023-03-01	2023-03-31	2023-03-01	2023-03-31	500	500	25000	2023-03-01	2023-03-31	500	500	25000	2023-03-01	2023-03-31	500	500	25000	2023-03-01	2023-03-31	500	500	25000	2023-03-01	2023-03-31	500	500	25000	2023-03-01	2023-03-31	500	500	25000												
6	Electrical wiring	m	1000	1000	100000	2023-04-01	2023-04-30	2023-04-01	2023-04-30	1000	1000	100000	2023-04-01	2023-04-30	1000	1000	100000	2023-04-01	2023-04-30	1000	1000	100000	2023-04-01	2023-04-30	1000	1000	100000	2023-04-01	2023-04-30	1000	1000	100000	2023-04-01	2023-04-30	1000	1000	100000												
7	Plumbing	m	500	500	25000	2023-04-01	2023-04-30	2023-04-01	2023-04-30	500	500	25000	2023-04-01	2023-04-30	500	500	25000	2023-04-01	2023-04-30	500	500	25000	2023-04-01	2023-04-30	500	500	25000	2023-04-01	2023-04-30	500	500	25000	2023-04-01	2023-04-30	500	500	25000												
8	Interior finishing	m <sup>2</sup>	2000	2000	400000	2023-05-01	2023-05-31	2023-05-01	2023-05-31	2000	2000	400000	2023-05-01	2023-05-31	2000	2000	400000	2023-05-01	2023-05-31	2000	2000	400000	2023-05-01	2023-05-31	2000	2000	400000	2023-05-01	2023-05-31	2000	2000	400000	2023-05-01	2023-05-31	2000	2000	400000												
9	Exterior finishing	m <sup>2</sup>	1000	1000	100000	2023-05-01	2023-05-31	2023-05-01	2023-05-31	1000	1000	100000	2023-05-01	2023-05-31	1000	1000	100000	2023-05-01	2023-05-31	1000	1000	100000	2023-05-01	2023-05-31	1000	1000	100000	2023-05-01	2023-05-31	1000	1000	100000	2023-05-01	2023-05-31	1000	1000	100000												
10	Final inspection	unit	1	100000	100000	2023-06-01	2023-06-30	2023-06-01	2023-06-30	1	100000	100000	2023-06-01	2023-06-30	1	100000	100000	2023-06-01	2023-06-30	1	100000	100000	2023-06-01	2023-06-30	1	100000	100000	2023-06-01	2023-06-30	1	100000	100000	2023-06-01	2023-06-30	1	100000	100000												



















The image shows a large, complex spreadsheet table. The table has many columns and rows, with several rows highlighted in yellow, green, and red. The table appears to be a detailed schedule or project plan, possibly related to construction or manufacturing, given the technical-looking descriptions in some of the rows. The highlighted rows are scattered throughout the table, with a notable cluster of red and yellow highlights in the middle-left section. The table is rotated 90 degrees counter-clockwise.

	1	
	2	
	3	
	4	
	5	
	6	
	7	
	8	
	9	
	10	
	11	
	12	
	13	
	14	
	15	
	16	
	17	
	18	
	19	
	20	
	21	
	22	
	23	
	24	
	25	
	26	
	27	
	28	
	29	
	30	
	31	
	32	
	33	
	34	
	35	
	36	
	37	
	38	
	39	
	40	
	41	
	42	
	43	
	44	
	45	
	46	
	47	
	48	
	49	
	50	
	51	
	52	
	53	
	54	
	55	
	56	
	57	
	58	
	59	
	60	
	61	
	62	
	63	
	64	
	65	
	66	
	67	
	68	
	69	
	70	
	71	
	72	
	73	
	74	
	75	
	76	
	77	
	78	
	79	
	80	
	81	
	82	
	83	
	84	
	85	
	86	
	87	
	88	
	89	
	90	
	91	
	92	
	93	
	94	
	95	
	96	
	97	
	98	
	99	
	100	





GENERAL INFORMATION	
NO.	DESCRIPTION
1	...
2	...
3	...
4	...
5	...
6	...
7	...
8	...
9	...
10	...
11	...
12	...
13	...
14	...
15	...
16	...
17	...
18	...
19	...
20	...
21	...
22	...
23	...
24	...
25	...
26	...
27	...
28	...
29	...
30	...
31	...
32	...
33	...
34	...
35	...
36	...
37	...
38	...
39	...
40	...
41	...
42	...
43	...
44	...
45	...
46	...
47	...
48	...
49	...
50	...
51	...
52	...
53	...
54	...
55	...
56	...
57	...
58	...
59	...
60	...
61	...
62	...
63	...
64	...
65	...
66	...
67	...
68	...
69	...
70	...
71	...
72	...
73	...
74	...
75	...
76	...
77	...
78	...
79	...
80	...
81	...
82	...
83	...
84	...
85	...
86	...
87	...
88	...
89	...
90	...
91	...
92	...
93	...
94	...
95	...
96	...
97	...
98	...
99	...
100	...

GENERAL INFORMATION										ANALYSIS										RESULTS															
NO.	DATE	TIME	LOCATION	DEPTH	WIND	TEMP	PRES	REL	SEA	WAVE	WIND	TEMP	PRES	REL	SEA	WAVE	WIND	TEMP	PRES	REL	SEA	WAVE	WIND	TEMP	PRES	REL	SEA	WAVE	WIND	TEMP	PRES	REL	SEA	WAVE	
1	10/10/2023	14:30	SEA	10	10	10	10	10	10	10	10	10	10	10	10	10	10	10	10	10	10	10	10	10	10	10	10	10	10	10	10	10	10	10	
2	10/10/2023	15:00	SEA	10	10	10	10	10	10	10	10	10	10	10	10	10	10	10	10	10	10	10	10	10	10	10	10	10	10	10	10	10	10	10	
3	10/10/2023	15:30	SEA	10	10	10	10	10	10	10	10	10	10	10	10	10	10	10	10	10	10	10	10	10	10	10	10	10	10	10	10	10	10	10	10
4	10/10/2023	16:00	SEA	10	10	10	10	10	10	10	10	10	10	10	10	10	10	10	10	10	10	10	10	10	10	10	10	10	10	10	10	10	10	10	10
5	10/10/2023	16:30	SEA	10	10	10	10	10	10	10	10	10	10	10	10	10	10	10	10	10	10	10	10	10	10	10	10	10	10	10	10	10	10	10	10
6	10/10/2023	17:00	SEA	10	10	10	10	10	10	10	10	10	10	10	10	10	10	10	10	10	10	10	10	10	10	10	10	10	10	10	10	10	10	10	10
7	10/10/2023	17:30	SEA	10	10	10	10	10	10	10	10	10	10	10	10	10	10	10	10	10	10	10	10	10	10	10	10	10	10	10	10	10	10	10	10
8	10/10/2023	18:00	SEA	10	10	10	10	10	10	10	10	10	10	10	10	10	10	10	10	10	10	10	10	10	10	10	10	10	10	10	10	10	10	10	10
9	10/10/2023	18:30	SEA	10	10	10	10	10	10	10	10	10	10	10	10	10	10	10	10	10	10	10	10	10	10	10	10	10	10	10	10	10	10	10	10
10	10/10/2023	19:00	SEA	10	10	10	10	10	10	10	10	10	10	10	10	10	10	10	10	10	10	10	10	10	10	10	10	10	10	10	10	10	10	10	10
11	10/10/2023	19:30	SEA	10	10	10	10	10	10	10	10	10	10	10	10	10	10	10	10	10	10	10	10	10	10	10	10	10	10	10	10	10	10	10	10
12	10/10/2023	20:00	SEA	10	10	10	10	10	10	10	10	10	10	10	10	10	10	10	10	10	10	10	10	10	10	10	10	10	10	10	10	10	10	10	10
13	10/10/2023	20:30	SEA	10	10	10	10	10	10	10	10	10	10	10	10	10	10	10	10	10	10	10	10	10	10	10	10	10	10	10	10	10	10	10	10
14	10/10/2023	21:00	SEA	10	10	10	10	10	10	10	10	10	10	10	10	10	10	10	10	10	10	10	10	10	10	10	10	10	10	10	10	10	10	10	10
15	10/10/2023	21:30	SEA	10	10	10	10	10	10	10	10	10	10	10	10	10	10	10	10	10	10	10	10	10	10	10	10	10	10	10	10	10	10	10	10
16	10/10/2023	22:00	SEA	10	10	10	10	10	10	10	10	10	10	10	10	10	10	10	10	10	10	10	10	10	10	10	10	10	10	10	10	10	10	10	10
17	10/10/2023	22:30	SEA	10	10	10	10	10	10	10	10	10	10	10	10	10	10	10	10	10	10	10	10	10	10	10	10	10	10	10	10	10	10	10	10
18	10/10/2023	23:00	SEA	10	10	10	10	10	10	10	10	10	10	10	10	10	10	10	10	10	10	10	10	10	10	10	10	10	10	10	10	10	10	10	10
19	10/10/2023	23:30	SEA	10	10	10	10	10	10	10	10	10	10	10	10	10	10	10	10	10	10	10	10	10	10	10	10	10	10	10	10	10	10	10	10
20	10/10/2023	00:00	SEA	10	10	10	10	10	10	10	10	10	10	10	10	10	10	10	10	10	10	10	10	10	10	10	10	10	10	10	10	10	10	10	10

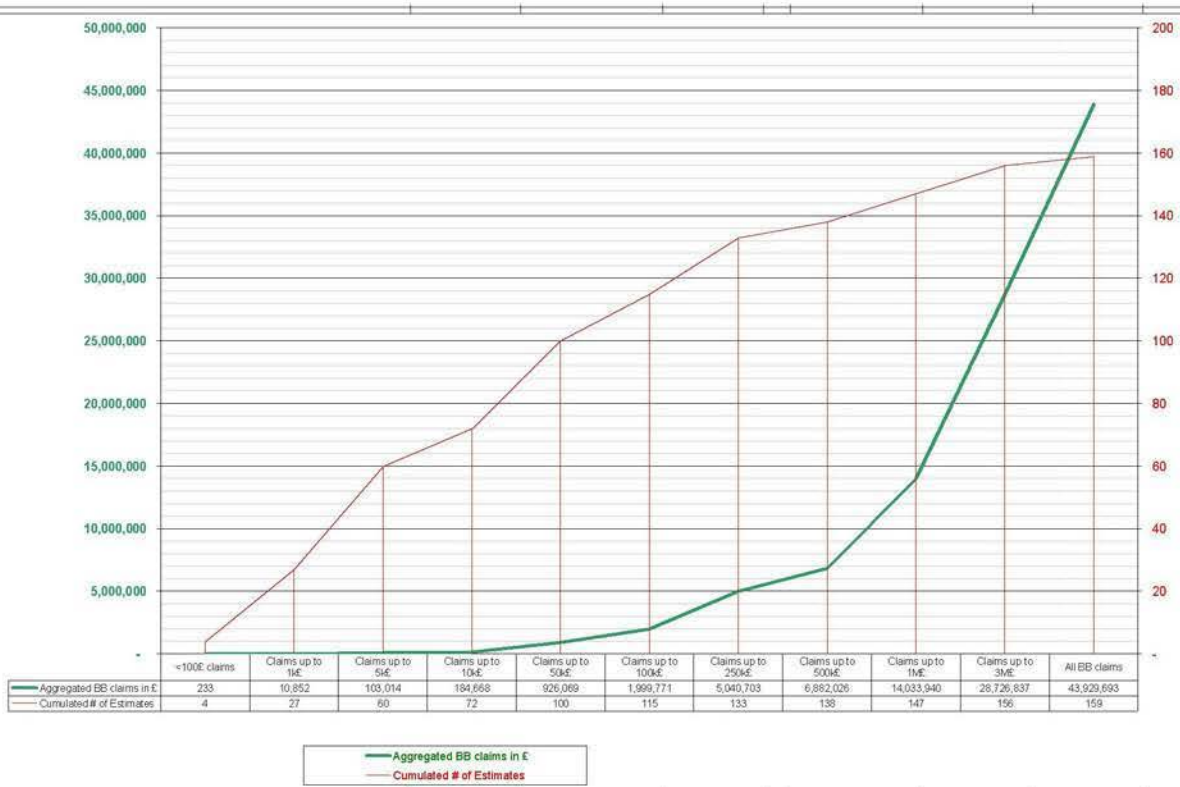
The image shows a vertical table with a blue header row and a green sub-header row. Below these are numerous rows of data, which are mostly blank or contain very faint text. The table is oriented vertically on the page.

	A	B	C	D	E	F	G	H	I	J
1										
2	DISTRIBUTION OF BB CLAIMS PER VALUE OF THE ESTIMATE PRESENTED TO TIE									
3	Data									
4	Individual Estimate	BB Estimate	Aggregate value, £	# of Estimates			Cumulated # of Estimates	Aggregated BB claims in £		
5		-4462.5	4,463	1		<100€ claims	4	233		
6		0	-	319		Claims up to 1k€	27	10,852		
7	<100 £			233		Claims up to 5k€	60	103,014		
8	100...1,000 £			10,819		Claims up to 10k€	72	184,668		
9	1k ... 5k £			92,162		Claims up to 50k€	100	926,069		
10	5k ... 10k £			81,655		Claims up to 100k€	115	1,999,771		
11	10k...50k £			741,401		Claims up to 250k€	133	5,040,703		
12	50k ... 100k £			1,073,702		Claims up to 500k€	138	6,882,026		
13	100k...250k £			3,040,932		Claims up to 1ME	147	14,033,940		
14	250k...500k £			1,841,323		Claims up to 3ME	156	28,726,837		
15	500k ... 1M £			7,151,913		All BB claims	159	43,929,693		
16	1M ... 3M £			14,692,898						
17	>3M £			15,202,856						

THE GRAPHIC BELOW SHOWS THE SLOW BUILD-UP OF VALUE OF BB CLAIMS. AS AN EXAMPLE, FOLLOW THE VERTICAL, RED "DROP LINES" TO SEE THE CUMULATED VALUE OF THE FIRST # OF BB CLAIMS (ORDERED FROM SMALLER TO HIGHER) AT THAT POINT. THE FIRST 50% OF ALL BB ESTIMATES (IN TOTAL NUMBER) DO NOT EVEN ACCOUNT FOR 1% OF THE TOTAL BB CLAIM VALUE.

AS A CONSEQUENCE, THE CHANGE PROCESS IS COLLAPSED, THE RESOURCES ARE ALSO COLLAPSED; AND, AS WILL BE SHOWN IN A SEPARATE GRAPHIC, BB OWN RESOURCES TO PRODUCE ESTIMATES ARE ALSO COLLAPSED, SO THAT THE TIME ALONE FOR SUBMITTING BB ESTIMATES IS, IN AVERAGE, LATE BY MORE THAN 6-7 MONTHS THAN THE CONTRACTUALLY PERMITTED 18 BUSINESS DAYS.

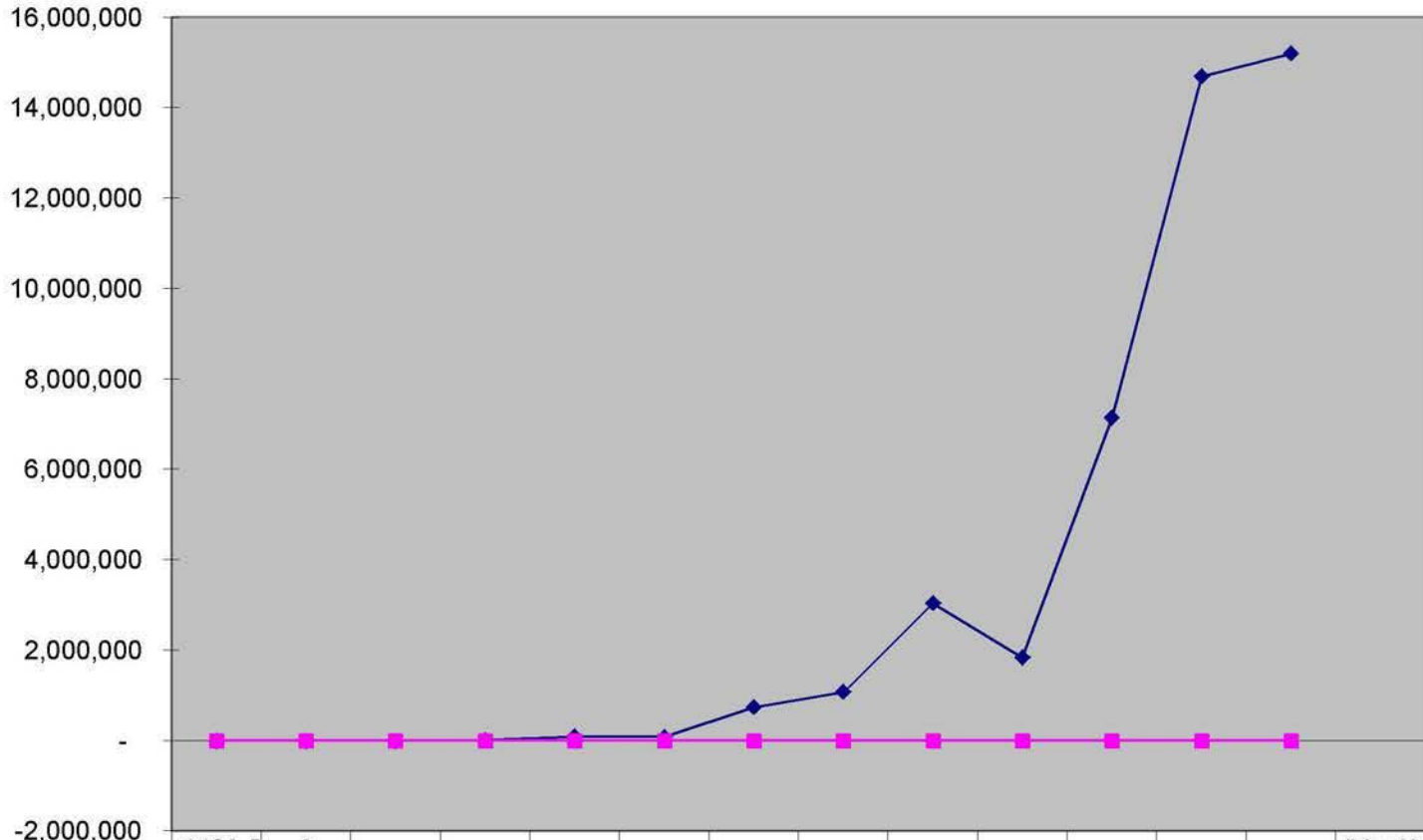
COMBINED WITH BB'S OWN REFUSAL TO START WORKS WITHOUT AGREEING ON AN ESTIMATE, THIS IMPLIES A HIGH RISK OF CONCURRENT DELAY IN THE ONGOING EOT NEGOTIATIONS.





Chart, Estim Sizes

Aggregate value, £ # of Estimates



Values  
 ◆ Aggregate value, £  
 ■ # of Estimates

	-4462.5	0	<100 £	100... 1,000 £	1k ... 5k £	5k ... 10k £	10k... 50k £	50k ... 100k £	100k ... 250 k £	250k ... 500 k £	500k ... 1M £	1M ... 3M £	>3M £	(blank )
◆ Aggregate value, £	-4,463	-	233	10,61	92,16	81,65	741,4	1,073	3,040	1,841	7,151	14,69	15,20	
■ # of Estimates	1	319	4	23	33	12	28	15	18	5	9	9	3	

Individual Estimate BB Estimate



	A	B	C	D
1	Estimate Issued?	(All)		
2				
3			Data	
4	allowed 18wd considered	allowed 18wd considered2	Sum of Bilfinger	Sum of Siemens
5	-3	-3	450	-
6	-2.3	-2.3	545	-
7	-1.3	-1.3	30,122	-
8	-0.4	-0.4	-	146,128
9	0.6	0.6	-	-
10	0.9	0.9	5,576	-
11	1	1	45	-
12	1.3	1.3	-	1,410,000
13	1.4	1.4	-	-
14	1.6	1.6	-	-
15	2	2	-	-
16	2.3	2.3	-	-
17	2.4	2.4	-	-
18	3	3	-	-
19	3.1	3.1	-	-
20	3.4	3.4	-	1,808,096
21	4	4	-	-
22	4.1	4.1	264	-
23	4.3	4.3	-	31,188
24	4.4	4.4	952,621	-
25	4.6	4.6	300	343,151
26	4.7	4.7	197	-
27	4.9	4.9	-	-
28	5.3	5.3	-	-
29	5.9	5.9	29	-
30	6.3	6.3	-	-
31	6.4	6.4	112,010	-
32	6.6	6.6	91	-
33	7	7	-	-
34	7.4	7.4	-	-
35	8.3	8.3	-	-

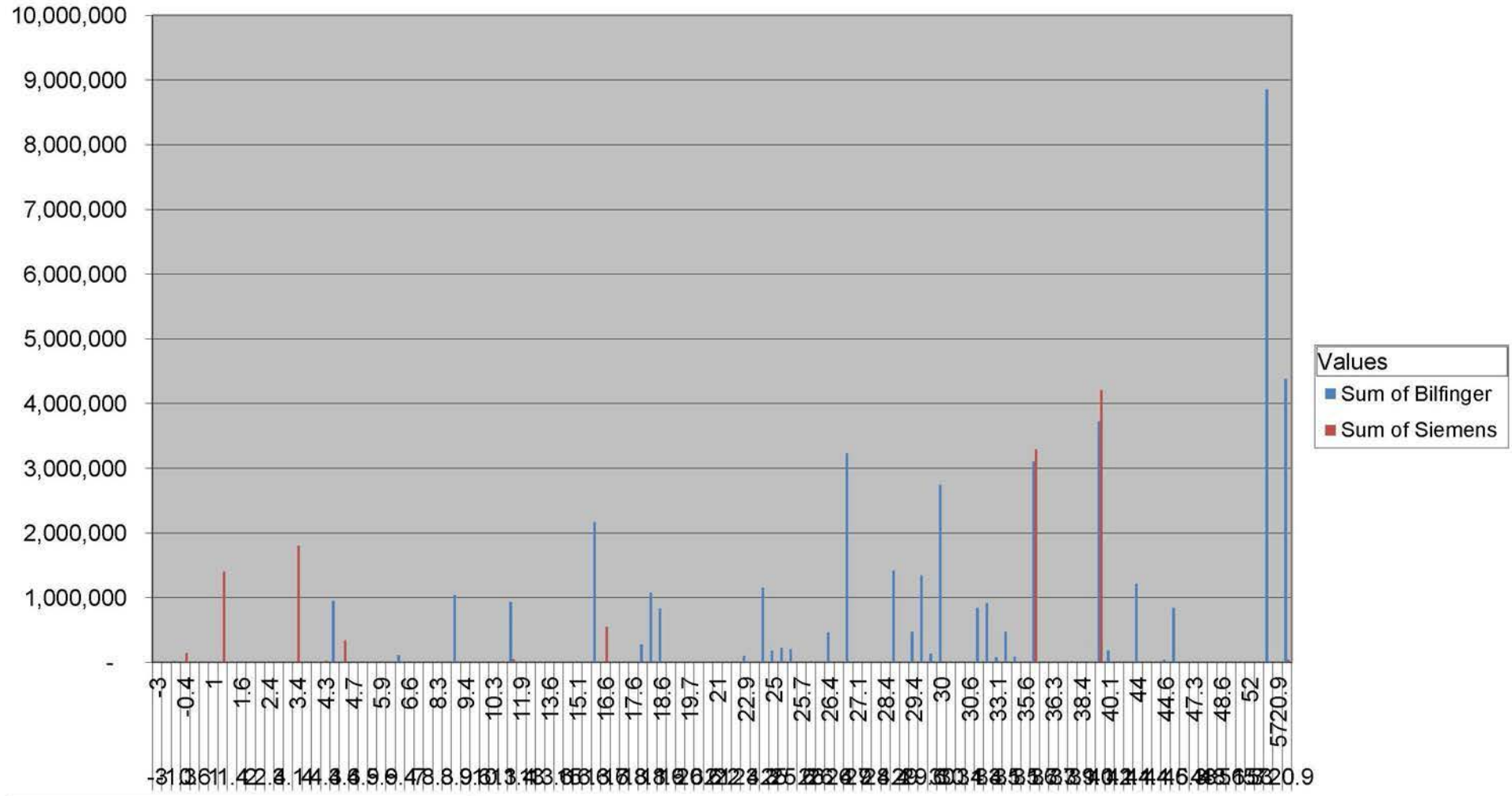
	A	B	C	D
36	8.6	8.6	-	-
37	8.9	8.9	1,046,220	-
38	9.4	9.4	-	-
39	9.6	9.6	412	-
40	9.9	9.9	-	-
41	10.3	10.3	-	-
42	11.3	11.3	-	-
43	11.4	11.4	934,155	47,967
44	11.9	11.9	2,362	-
45	13	13	-	-
46	13.3	13.3	-	-
47	13.6	13.6	662	-
48	14.4	14.4	-	-
49	15	15	-	-
50	15.1	15.1	-	-
51	16.3	16.3	544	-
52	16.4	16.4	2,176,487	-
53	16.6	16.6	-	550,000
54	17	17	-	-
55	17.3	17.3	-	-
56	17.6	17.6	-	-
57	18.1	18.1	276,696	-
58	18.4	18.4	1,080,927	-
59	18.6	18.6	836,113	-
60	19.3	19.3	-	-
61	19.6	19.6	-	-
62	19.7	19.7	-	-
63	20.6	20.6	627	-
64	20.7	20.7	-	-
65	21	21	-	-
66	22	22	255	-
67	22.4	22.4	-	-
68	22.9	22.9	104,425	-
69	23.3	23.3	-	-
70	24.6	24.6	1,153,260	-

	A	B	C	D
71	25	25	183,294	-
72	25.3	25.3	226,315	3,395
73	25.6	25.6	210,461	-
74	25.7	25.7	-	-
75	26	26	-	-
76	26.1	26.1	-	-
77	26.4	26.4	462,774	-
78	26.6	26.6	-	-
79	26.9	26.9	3,233,043	-
80	27.1	27.1	-	-
81	27.4	27.4	-	-
82	27.6	27.6	-	-
83	28.4	28.4	-	-
84	28.7	28.7	1,421,264	-
85	29	29	-	-
86	29.4	29.4	472,755	6,790
87	29.6	29.6	1,345,600	-
88	29.7	29.7	135,941	-
89	30	30	2,747,331	3,395
90	30.1	30.1	-	-
91	30.4	30.4	-	-
92	30.6	30.6	-	-
93	31.4	31.4	838,773	-
94	32.3	32.3	918,030	-
95	33.1	33.1	82,522	-
96	33.7	33.7	476,668	-
97	35.1	35.1	86,186	-
98	35.6	35.6	-	-
99	35.7	35.7	3,109,422	3,298,375
100	36	36	-	-
101	36.3	36.3	-	-
102	36.9	36.9	-	-
103	37.1	37.1	-	-
104	38.4	38.4	-	-
105	39.1	39.1	-	-

	A	B	C	D
106	39.9	39.9	3,721,808	4,213,952
107	40.1	40.1	186,567	-
108	41.1	41.1	-	-
109	42.1	42.1	-	-
110	44	44	1,216,792	-
111	44.1	44.1	-	-
112	44.4	44.4	-	-
113	44.6	44.6	44,186	-
114	45	45	842,771	-
115	45.3	45.3	-	-
116	47.3	47.3	-	-
117	48	48	-	-
118	48.1	48.1	-	-
119	48.6	48.6	-	-
120	51.1	51.1	-	-
121	51.3	51.3	-	-
122	52	52	-	-
123	53	53	-	-
124	60.4	60.4	8,860,391	-
125	5720.9	5720.9	-	-
126	(blank)	(blank)	4,386,943	40,046
127	<b>Grand Total</b>		<b>43,925,230</b>	<b>11,902,483</b>

Estimate Issued?

Sum of Bilfinger Sum of Siemens



allowed 18wd considered allowed 18wd considered2

	A	B	C
1	Estimate Issued?	(All)	
2			
3	Count of Bilfinger Pending Estimates		
4	allowed 18wd considered2	allowed 18wd considered	<b>Total</b>
5	0.9	0.9	1
6	1	1	1
7	1.3	1.3	1
8	3.1	3.1	1
9	3.4	3.4	1
10	4.1	4.1	1
11	4.3	4.3	2
12	4.4	4.4	2
13	4.6	4.6	6
14	4.7	4.7	1
15	4.9	4.9	1
16	5.3	5.3	2
17	5.9	5.9	1
18	6.4	6.4	2
19	6.6	6.6	3
20	6.3	6.3	6
21	9.4	9.4	1
22	9.9	9.9	1
23	11.3	11.3	2
24	15	15	1
25	26	26	1
26	27.4	27.4	1
27	16.3	16.3	5
28	26.4	26.4	1
29	30	30	1
30	44	44	2
31	47.3	47.3	1
32	48	48	4
33	-3	-3	1
34	-2.3	-2.3	1
35	-1.3	-1.3	1



	A	B	C
36	-0.4	-0.4	1
37	8.9	8.9	5
38	9.6	9.6	2
39	11.4	11.4	2
40	11.9	11.9	1
41	13.6	13.6	1
42	16.6	16.6	1
43	18.4	18.4	2
44	18.6	18.6	2
45	20.6	20.6	1
46	22	22	1
47	22.9	22.9	1
48	25.3	25.3	2
49	25.7	25.7	1
50	26.9	26.9	1
51	28.7	28.7	1
52	29.4	29.4	3
53	29.6	29.6	1
54	29.7	29.7	1
55	30.4	30.4	1
56	31.4	31.4	1
57	32.3	32.3	1
58	33.1	33.1	1
59	33.7	33.7	1
60	35.7	35.7	1
61	39.9	39.9	2
62	35.6	35.6	1
63	44.4	44.4	1
64	51.3	51.3	1
65	(blank)		259
66	60.4	60.4	1
67	53	53	1
68	52	52	1
69	5720.9	5720.9	8
70	19.7	19.7	1

	A	B	C
71	51.1	51.1	1
72	17.6	17.6	1
73	25.6	25.6	1
74	48.6	48.6	4
75	48.1	48.1	1
76	45	45	2
77	45.3	45.3	1
78	7	7	1
79	44.1	44.1	5
80	44.6	44.6	1
81	20.7	20.7	1
82	42.1	42.1	1
83	40.1	40.1	6
84	41.1	41.1	7
85	36.9	36.9	3
86	38.4	38.4	1
87	36	36	10
88	37.1	37.1	1
89	39.1	39.1	2
90	36.3	36.3	1
91	24.6	24.6	2
92	15.1	15.1	1
93	35.1	35.1	3
94	30.6	30.6	1
95	30.1	30.1	1
96	29	29	1
97	27.6	27.6	1
98	28.4	28.4	1
99	27.1	27.1	2
100	26.6	26.6	1
101	18.1	18.1	3
102	17	17	6
103	26.1	26.1	1
104	19.6	19.6	1
105	25	25	1

	A	B	C
106	23.3	23.3	3
107	22.4	22.4	1
108	19.3	19.3	1
109	17.3	17.3	1
110	21	21	1
111	16.4	16.4	4
112	13.3	13.3	1
113	10.3	10.3	1
114	14.4	14.4	1
115	13	13	1
116	8.6	8.6	1
117	7.4	7.4	1
118	8.3	8.3	2
119	2.3	2.3	1
120	4	4	1
121	3	3	1
122	2.4	2.4	1
123	1.6	1.6	1
124	2	2	2
125	1.4	1.4	4
126	0.6	0.6	3
127	<b>Grand Total</b>		<b>478</b>